

RESOLUTION NO. 6496

A RESOLUTION OF THE COUNCIL OF THE CITY OF SCOTTSDALE, MARICOPA COUNTY, ARIZONA DECLARING OFFICIAL THE CANVASS OF VOTES CAST IN THE CITY OF SCOTTSDALE RUNOFF ELECTION HELD MAY 18, 2004; DECLARING THE ELECTION OF THE MAYOR AND THREE COUNCIL MEMBERS; AND DECLARING OFFICIAL THE CANVASS OF VOTES CAST IN A SPECIAL ELECTION, HELD CONCURRENTLY WITH THE RUNOFF ELECTION, ON THREE QUESTIONS VOTED UPON BY THE QUALIFIED ELECTORS OF THE CITY.

WHEREAS, the City of Scottsdale, Maricopa County, Arizona, held a Runoff Election on May 18, 2004, pursuant to Article 9, Section 1, of the Scottsdale City Charter, for the purpose of electing a mayor and three council members for the City of Scottsdale; and

WHEREAS, a Special Election was also held on May 18, 2004, at the same time as the Runoff Election, for the purpose of presenting Questions 1, 2, and 3 to the qualified electors of the City; and

WHEREAS, Question 1 proposed a special transaction privilege tax of .15 percent (.15%) to provide funding to acquire land and interests in land, and construct improvements thereto, for the McDowell Sonoran Preserve; and

WHEREAS, Question 2 proposed the issuance and sale of General Obligation Bonds to finance the acquisition of land and interests in land, and construction of improvements thereto, for the McDowell Sonoran Preserve; and

WHEREAS, Question 3 proposed a special transaction privilege tax of .10 percent (.10%) to provide funding for enhanced public safety services and capital needs; and

WHEREAS, A.R.S. 16-642 requires that the City Council canvass the returns of the election not less than six (6) days, nor more than fifteen (15) days following the election; and

WHEREAS, the Council of the City of Scottsdale, having canvassed the returns of the Runoff Election and the Special Election, find the returns to be as stated in this resolution,

Resolution No. 6496

May 26, 2004

Page 2

NOW, THEREFORE, BE IT RESOLVED by the Council of the City of Scottsdale as follows:

1. The results of the canvass having been determined, the official canvass of the City of Scottsdale Runoff Election and Special Election held on May 18, 2004 is as follows:
 - a) A summary of the number of ballots cast in each district for each candidate for the offices of mayor and council member and Questions 1, 2, and 3 is shown on Exhibit A, which is attached and incorporated by this reference.
 - b) A precinct group detail of the number of ballots cast by district is shown on Exhibit B, which is attached and incorporated by this reference.

2. The following named candidate, having received the greatest number of votes cast in the Runoff Election, was elected to the office of mayor:

Mary Manross

3. The following named candidates, having received the first and second highest number of votes cast in the Runoff Election for the office of council member, were elected to four-year terms:

Jim Lane
Ron McCullagh

4. The following named candidate, having received the third highest number of votes cast in the Runoff Election for the office of council member, was elected to a two-year term:

Kevin Osterman

5. Question 1, which received a number of votes that was more than a majority of the votes cast, was approved by the qualified electors.
6. Question 2, which received a number of votes that was more than a majority of the votes cast, was approved by the qualified electors.

Resolution No. 6496


May 26, 2004

Page 3

7. Question 3, which received a number of votes that was more than a majority of the votes cast, was approved by the qualified electors


PASSED AND ADOPTED by the Council of the City of Scottsdale this 26th day of May, 2004.

CITY OF SCOTTSDALE,
an Arizona municipal corporation




Mary Marross
Mayor

ATTEST:



Carolyn Jaggen
City Clerk

APPROVED AS TO FORM:



Joseph R. Bertoldo
City Attorney

RESOLUCIÓN NÚM. 6496

UNA RESOLUCIÓN DEL CONCEJO DE LA CIUDAD DE SCOTTSDALE, CONDADO DE MARICOPA, ARIZONA DECLARANDO EL ESCRUTINIO OFICIAL DE LOS VOTOS EMITIDOS EN LA ELECCIÓN FINAL DE LA CIUDAD DE SCOTTSDALE QUE SE CELEBRÓ EL 18 DE MAYO DE 2004; Y DECLARANDO LA ELECCIÓN DEL ALCALDE Y TRES MIEMBROS DEL CONCEJO; Y DECLARANDO EL ESCRUTINIO OFICIAL DE LOS VOTOS EMITIDOS EN UNA ELECCIÓN ESPECIAL QUE SE CELEBRÓ JUNTO CON LA ELECCIÓN FINAL DE TRES CUESTIONES SOBRE CUALES VOTARON LOS ELECTORES CAPACITADOS DE LA CIUDAD.

VISTO QUE, el 18 de mayo de 2004 se celebró una Elección Final de la Ciudad de Scottsdale, Condado de Maricopa, Arizona, de acuerdo con el Artículo 9, Sección 1 de la Constitución de la Ciudad de Scottsdale, con el propósito de elegir un alcalde y tres miembros del concejo para la Ciudad de Scottsdale; y

VISTO QUE, el 18 de mayo de 2004 también se celebró una Elección Especial, junto con la Elección Final, con el propósito de presentarles a los electores capacitados de la Ciudad las Cuestiones 1, 2, y 3; y

VISTO QUE, la Cuestión 1 propuso un impuesto sobre negocios de transacción especial del .15 por ciento (.15%) para proveer financiamiento para adquirir terreno e intereses en terreno, y para la construcción de mejoramientos a eso, para la McDowell Sonoran Reserve; y

VISTO QUE, la Cuestión 2 propuso la emisión y venta de Bonos Financieros de Obligación General para pagar por la adquisición de terreno e intereses de terreno y la construcción de mejoramientos a eso para la McDowell Sonoran Reserve; y

VISTO QUE, la Cuestión 3 propuso un impuesto sobre negocios de transacción especial del .10 por ciento (.10%) para proveer financiamiento para mejorar los servicios de seguridad pública y necesidades de capital; y

VISTO QUE, los Estatutos Revisados de Arizona 16-642 ordenan que el Concejo de la Ciudad complete el escrutinio de los resultados de la elección no menos de seis (6) días ni más de quince (15) días después de la elección; y

VISTO QUE, el Concejo de la Ciudad de Scottsdale, habiendo completado el escrutinio de los resultados de la Elección Final y de la Elección Especial, encuentra los resultados ser como se declaran en esta resolución.

AHORA, POR CONSIGUIENTE, RESUELVE el Concejo de la Ciudad de Scottsdale como lo que sigue:

Resolución Núm. 6496

May 26, 2004

Page 2

1. Los resultados del escrutinio se han determinado, el escrutinio oficial de la Elección Final y la Elección Especial de la Ciudad de Scottsdale que se celebró el 18 de mayo de 2004 son como lo que sigue:
 - a) Un resumen del número de boletas emitidas en cada distrito para cada candidato para los puestos de alcalde y miembros del concejo y para las Cuestiones 1, 2, y 3 como se muestra en el Documento de Prueba A, adjunto a esto e incorporado por esta referencia.
 - b) Una explicación detallada de todos los precintos del número de boletas emitidas por distrito como se muestra en el Documento de Prueba B, adjunto a esto e incorporado por esta referencia.
2. El siguiente nombrado candidato, habiendo recibido el mayor número de los votos emitidos en la Elección Final, fue elegido al puesto de alcalde:

Mary Manross

3. Los siguientes candidatos nombrados, habiendo recibido el primer y segundo mayor número de los votos emitidos en la Elección Final para el puesto de miembro del concejo, fueron elegidos a plazos de cuatro años:

Jim Lane
Ron McCullagh

4. Los siguientes candidatos nombrados, habiendo recibido el tercer mayor número de los votos emitidos en la Elección Final para el puesto de miembro del concejo fue elegido a un plazo de dos años:

Kevin Osterman

5. La Cuestión 1, recibió un número de votos que fue más que la mayoría de los votos emitidos, fue aprobada por los electores habilitados.
6. La Cuestión 2, recibió un número de votos que fue más que la mayoría de los votos emitidos, fue aprobada por los electores habilitados.

Resolución Núm. 6496


May 26, 2004

Page 3

7. La Cuestión 3, recibió un número de votos que fue más que la mayoría de los votos emitidos, fue aprobada por los electores habilitados.


APROBADA Y ADOPTADA por el Concejo de la Ciudad de Scottsdale este día 26 de mayo de 2004.

CIUDAD DE SCOTTSDALE,
una corporación municipal




Mary Manross
Alcalde

CERTIFICA:



Carolyn Jagger
Secretaria de la Ciudad

APROBADA EN FORMA:



Joseph R. Bertoldo
Abogado de la Ciudad

RESOLUTION NO. 6496/RESOLUCION NO. 6496
 CANVASS OF RUNOFF AND SPECIAL ELECTION/EXAMEN OFICIAL DE VOTAS DE LA ELECCION FINAL Y ESPECIAL
 MAY 18, 2004/18 DE MAYO DE 2004

EXHIBIT "A"/DOCUMENTO DE PRUEBA "A"
 OFFICIAL RETURNS
 CITY OF SCOTTSDALE
 MAY 18, 2004 RUNOFF AND SPECIAL ELECTION
 18 DE MAYO DE 2004 ELECCION FINAL Y ESPECIAL

	#1	#2	#3	#4	#5	#6	#7	#8	#9	#10	#11	#12	#13	#14	#15	#16
MAYOR																
MANROSS, Mary	433	291	487	288	340	542	555	358	294	830	517	748	667	676	664	852
ORTEGA, David	432	279	452	386	363	330	494	258	273	558	443	506	439	496	266	399
Write-ins	5	1	4	4	4	3	1	2	2	6	4	5	8	2	3	1
COUNCIL																
BECKER	297	162	306	216	204	182	300	176	190	333	280	362	307	324	202	329
CRAWFORD	280	189	345	218	252	252	371	166	173	410	261	311	278	253	190	270
LANE	455	289	494	348	377	494	569	316	280	735	504	672	574	665	539	656
MCCULLAGH	468	336	487	391	379	527	578	384	314	850	515	830	686	737	602	768
NELSEN	312	189	297	258	209	291	319	179	177	426	339	370	282	378	270	370
OSTERMAN	451	278	509	341	413	475	561	346	333	865	512	722	583	634	535	682
Write-ins	4	3	7	6	2	2	4	1	4	3	12	8	0	5	2	3
MAYOR																
MANROSS, Mary	312	896	734	641	923	1,144	448	454	563	1,018	719	1,510	2,069	548	589	839
ORTEGA, David	170	351	375	327	434	365	220	187	232	295	187	348	410	268	172	292
Write-ins	0	2	2	1	4	1	0	0	2	2	2	3	4	3	1	1
COUNCIL																
BECKER	129	317	310	278	343	397	184	152	224	277	239	369	555	233	203	314
CRAWFORD	111	239	277	216	250	319	159	138	190	251	178	243	367	180	159	243
LANE	252	721	589	518	736	765	372	352	424	724	513	1,165	1,392	451	430	620
MCCULLAGH	273	746	642	559	842	843	344	363	446	778	534	1,361	1,604	457	452	682
NELSEN	157	346	360	289	398	440	256	212	264	451	369	964	1,324	271	336	393
OSTERMAN	218	637	542	472	782	789	298	356	410	607	452	863	1,154	429	319	585
Write-ins	1	5	2	0	1	1	4	2	3	1	4	3	2	2	4	2

MAYOR	
MANROSS, Mary	21,949 66.43%
ORTEGA, David	11,007 33.32%
Write-ins	83 0.25%

COUNCIL	
BECKER	8,694 10.48%
CRAWFORD	7,739 9.33%
LANE	17,991 21.69%
MCCULLAGH	19,778 23.84%
NELSEN	11,496 13.86%
OSTERMAN	17,153 20.68%
Write-ins	103 0.12%

TOTAL REGISTERED VOTERS	117,072
TOTAL BALLOTS CAST:	33,844
REJECTED BALLOTS:	88
TURNOUT:	28.91%

RESOLUTION NO. 6496/RESOLUCION NO. 6496
 CANVASS OF RUNOFF AND SPECIAL ELECTION/EXAMEN OFICIAL DE VOTAS DE LA ELECCION FINAL Y ESPECIAL
 MAY 18, 2004/18 DE MAYO DE 2004
 PAGE 2

QUESTION 1 - PRESERVE

	#1	#2	#3	#4	#5	#6	#7	#8	#9	#10	#11	#12	#13	#14	#15	#16
Yes	284	210	311	231	239	378	407	287	202	578	365	556	476	487	443	639
No	567	322	589	436	424	448	612	308	326	717	544	618	577	612	427	544
Yes	#17 239	#18 624	#19 579	#20 493	#21 697	#22 939	#23 363	#24 359	#25 405	#26 1,054	#27 553	#28 1,353	#29 1,840	#30 431	#31 472	#32 702
No	218	550	448	417	608	520	272	251	348	247	309	471	592	362	270	385

QUESTION 1	Yes	17,196	54.53%
TOTALS	No	14,339	45.47%

QUESTION 2 - BONDS

	#1	#2	#3	#4	#5	#6	#7	#8	#9	#10	#11	#12	#13	#14	#15	#16
Yes	308	235	340	259	268	399	454	314	225	623	396	596	521	529	467	704
No	543	295	564	400	394	422	561	277	304	666	500	581	533	570	399	487
Yes	#17 254	#18 663	#19 620	#20 525	#21 749	#22 984	#23 387	#24 389	#25 428	#26 1,072	#27 597	#28 1,399	#29 1,890	#30 459	#31 496	#32 735
No	205	509	406	380	553	480	251	222	319	222	267	422	553	332	247	351

QUESTION 2	Yes	18,285	58.05%
TOTALS	No	13,215	41.95%

QUESTION 3 - PUBLIC SAFETY

	#1	#2	#3	#4	#5	#6	#7	#8	#9	#10	#11	#12	#13	#14	#15	#16
Yes	451	325	513	375	386	497	609	367	306	809	543	733	605	643	552	701
No	401	209	387	292	279	330	411	229	221	491	363	445	454	458	321	480
Yes	#17 271	#18 688	#19 652	#20 540	#21 799	#22 942	#23 399	#24 391	#25 456	#26 996	#27 571	#28 1,292	#29 1,740	#30 479	#31 473	#32 711
No	188	494	379	362	505	516	237	217	290	299	292	526	701	314	272	379

QUESTION 3	Yes	19,825	62.80%
TOTALS	No	11,742	37.20%

EXHIBIT "B"/DOCUMENTO DE PRUEBA "B"

DISTRICT TOTALS CANVASS
 RUN DATE: 05/20/04 03:49 PM
 MARICOPA COUNTY
 JURISDICTIONAL ELECTION
 MAY 18, 2004
 FINAL RESULTS
 REPORT-EL52
 PAGE 0001

WITH 32 OF 32 PRECINCTS REPORTING
 03 = VOTER TURNOUT - SCOTTSDALE

TOTAL PERCENT
 117,072
 33,844

01 = REGISTERED VOTERS - SCOTTSDALE
 02 = BALLOTS CAST - SCOTTSDALE

	01	02	03
5510 PPNO 1 - SCOTTSDALE	3276	901	27.50
5511 PPNO 2 - SCOTTSDALE	2180	583	26.74
5512 PPNO 3 - SCOTTSDALE	3377	968	28.66
5513 PPNO 4 - SCOTTSDALE	2268	699	30.82
5514 PPNO 5 - SCOTTSDALE	2710	727	26.83
5515 PPNO 6 - SCOTTSDALE	3169	892	28.15
5516 PPNO 7 - SCOTTSDALE	4024	1080	26.84
5517 PPNO 8 - SCOTTSDALE	2498	638	25.54
5518 PPNO 9 - SCOTTSDALE	2822	580	20.55
5519 PPNO 10 - SCOTTSDALE	3653	1428	39.09
5520 PPNO 11 - SCOTTSDALE	3389	984	29.04
5521 PPNO 12 - SCOTTSDALE	3434	1288	37.51
5522 PPNO 13 - SCOTTSDALE	3555	1147	32.26
5523 PPNO 14 - SCOTTSDALE	3306	1200	36.30
5524 PPNO 15 - SCOTTSDALE	2850	959	33.65
5525 PPNO 16 - SCOTTSDALE	3677	1278	34.76
5526 PPNO 17 - SCOTTSDALE	2226	493	22.15
5527 PPNO 18 - SCOTTSDALE	4332	1276	29.46
5528 PPNO 19 - SCOTTSDALE	4212	1137	26.99
5529 PPNO 20 - SCOTTSDALE	4152	989	23.82
5530 PPNO 21 - SCOTTSDALE	4534	1395	30.77
5531 PPNO 22 - SCOTTSDALE	5918	1548	26.16
5532 PPNO 23 - SCOTTSDALE	3556	679	19.09
5533 PPNO 24 - SCOTTSDALE	2490	649	26.06
5534 PPNO 25 - SCOTTSDALE	4646	816	17.56
5535 PPNO 26 - SCOTTSDALE	5050	1360	26.93
5536 PPNO 27 - SCOTTSDALE	3100	925	29.84
5537 PPNO 28 - SCOTTSDALE	4645	1899	40.88
5538 PPNO 29 - SCOTTSDALE	7239	2554	35.28
5539 PPNO 30 - SCOTTSDALE	3410	840	24.63
5540 PPNO 31 - SCOTTSDALE	2715	774	28.51
5541 PPNO 32 - SCOTTSDALE	4659	1158	24.86

=====

EXHIBIT 'B'/DOCUMENTO DE PRUEBA "B"

DISTRICT TOTALS CANVASS
 RUN DATE: 05/20/04 03:49 PM
 MARICOPA COUNTY
 JURISDICTIONAL ELECTION
 MAY 18, 2004
 FINAL RESULTS
 REPORT-EL52
 PAGE 0002
 WITH 32 OF 32 PRECINCTS REPORTING
 VOTES PERCENT
 VOTES PERCENT

CITY OF SCOTTSDALE - MAYOR
 (VOTE FOR NOT MORE THAN) 1
 01 = MANROSS, MARY
 02 = ORTEGA, DAVID
 03 = WRITE-IN

	01	02	03	04	05		
5510 PPNO 1 - SCOTTSDALE	433	432	5	2	29	21,949	66.43
5511 PPNO 2 - SCOTTSDALE	291	279	1	1	11	11,007	33.32
5512 PPNO 3 - SCOTTSDALE	487	452	4	0	25	83	.25
5513 PPNO 4 - SCOTTSDALE	288	386	4	2	19		
5514 PPNO 5 - SCOTTSDALE	340	363	4	1	19		
5515 PPNO 6 - SCOTTSDALE	542	330	3	1	16		
5516 PPNO 7 - SCOTTSDALE	555	494	1	2	28		
5517 PPNO 8 - SCOTTSDALE	358	258	2	1	19		
5518 PPNO 9 - SCOTTSDALE	294	273	2	0	11		
5519 PPNO 10 - SCOTTSDALE	830	558	6	3	31		
5520 PPNO 11 - SCOTTSDALE	517	443	4	4	16		
5521 PPNO 12 - SCOTTSDALE	748	506	5	2	27		
5522 PPNO 13 - SCOTTSDALE	667	439	8	2	31		
5523 PPNO 14 - SCOTTSDALE	676	496	2	0	26		
5524 PPNO 15 - SCOTTSDALE	664	266	3	3	23		
5525 PPNO 16 - SCOTTSDALE	852	399	1	2	24		
5526 PPNO 17 - SCOTTSDALE	312	170	0	0	11		
5527 PPNO 18 - SCOTTSDALE	896	351	2	0	27		
5528 PPNO 19 - SCOTTSDALE	734	375	2	0	26		
5529 PPNO 20 - SCOTTSDALE	641	327	1	2	18		
5530 PPNO 21 - SCOTTSDALE	923	434	4	1	33		
5531 PPNO 22 - SCOTTSDALE	1144	365	1	6	32		
5532 PPNO 23 - SCOTTSDALE	448	220	0	1	10		
5533 PPNO 24 - SCOTTSDALE	454	187	0	0	8		
5534 PPNO 25 - SCOTTSDALE	563	232	2	1	18		
5535 PPNO 26 - SCOTTSDALE	1018	295	2	4	41		
5536 PPNO 27 - SCOTTSDALE	719	187	2	2	15		
5537 PPNO 28 - SCOTTSDALE	1510	348	3	1	37		
5538 PPNO 29 - SCOTTSDALE	2069	410	4	1	70		
5539 PPNO 30 - SCOTTSDALE	548	268	3	2	19		
5540 PPNO 31 - SCOTTSDALE	589	172	1	0	12		
5541 PPNO 32 - SCOTTSDALE	839	292	1	4	22		

EXHIBIT "B"/DOCUMENTO DE PRUEBA "B"

DISTRICT TOTALS CANVASS

RUN DATE:05/20/04 03:49 PM

MARICOPA COUNTY
JURISDICTIONAL ELECTION
MAY 18, 2004

FINAL RESULTS

REPORT-EL52 PAGE 0003

WITH 32 OF 32 PRECINCTS REPORTING

VOTES PERCENT

CITY OF SCOTTSDALE - COUNCILMEMBER
(VOTE FOR NOT MORE THAN) 3
01 = BECKER, HENRY
02 = CRAWFORD, WILLIAM "BILL"
03 = LANE, JIM
04 = MCCULLAGH, RON
05 = NELSEN, TONY

8,694 10.48
7,739 9.33 06 = OSTERMAN, KEVIN 17,153 20.68
17,991 21.69 07 = WRITE-IN 103 .12
19,778 23.84 08 = OVER VOTES 465
11,496 13.86 09 = UNDER VOTES 18,113

	01	02	03	04	05	06	07	08	09
5510 PPNO 1 - SCOTTSDALE	297	280	455	468	312	451	4	6	430
5511 PPNO 2 - SCOTTSDALE	162	189	289	336	189	278	3	0	303
5512 PPNO 3 - SCOTTSDALE	306	345	494	487	297	509	7	15	444
5513 PPNO 4 - SCOTTSDALE	216	218	348	391	258	341	6	21	298
5514 PPNO 5 - SCOTTSDALE	204	252	377	379	209	413	2	9	336
5515 PPNO 6 - SCOTTSDALE	182	252	494	527	291	475	2	9	444
5516 PPNO 7 - SCOTTSDALE	300	371	569	578	319	561	4	9	529
5517 PPNO 8 - SCOTTSDALE	176	166	316	384	179	346	1	9	337
5518 PPNO 9 - SCOTTSDALE	190	173	280	314	177	333	4	6	263
5519 PPNO 10 - SCOTTSDALE	333	410	735	850	426	865	3	6	656
5520 PPNO 11 - SCOTTSDALE	280	261	504	515	339	512	12	9	520
5521 PPNO 12 - SCOTTSDALE	362	311	672	830	370	722	8	30	559
5522 PPNO 13 - SCOTTSDALE	307	278	574	686	282	583	0	21	710
5523 PPNO 14 - SCOTTSDALE	324	253	665	737	378	634	5	18	586
5524 PPNO 15 - SCOTTSDALE	202	190	539	602	270	535	2	12	525
5525 PPNO 16 - SCOTTSDALE	329	270	656	768	370	682	3	15	741
5526 PPNO 17 - SCOTTSDALE	129	111	252	273	157	218	1	6	332
5527 PPNO 18 - SCOTTSDALE	317	239	721	746	346	637	5	9	808
5528 PPNO 19 - SCOTTSDALE	310	277	589	642	360	542	2	12	677
5529 PPNO 20 - SCOTTSDALE	278	216	518	559	289	472	0	18	617
5530 PPNO 21 - SCOTTSDALE	343	250	736	842	398	782	1	21	812
5531 PPNO 22 - SCOTTSDALE	397	319	765	843	440	789	1	42	1048
5532 PPNO 23 - SCOTTSDALE	184	159	372	344	256	298	4	9	411
5533 PPNO 24 - SCOTTSDALE	152	138	352	363	212	356	2	9	363
5534 PPNO 25 - SCOTTSDALE	224	190	424	446	264	410	3	3	484
5535 PPNO 26 - SCOTTSDALE	277	251	724	778	451	607	1	15	976
5536 PPNO 27 - SCOTTSDALE	239	178	513	534	369	452	4	21	465
5537 PPNO 28 - SCOTTSDALE	369	243	1165	1361	964	863	3	30	699
5538 PPNO 29 - SCOTTSDALE	555	367	1392	1604	1324	1154	2	39	1325
5539 PPNO 30 - SCOTTSDALE	233	180	451	457	271	429	2	6	491
5540 PPNO 31 - SCOTTSDALE	203	159	430	452	336	319	4	6	413
5541 PPNO 32 - SCOTTSDALE	314	243	620	682	393	585	2	24	611

EXHIBIT "B"/DOCUMENTO DE PRUEBA "B"

DISTRICT TOTALS CANVASS

RUN DATE: 05/20/04 03:49 PM

MARICOPA COUNTY
JURISDICTIONAL ELECTION
MAY 18, 2004

FINAL RESULTS

REPORT-EL52 PAGE 0004

WITH 32 OF 32 PRECINCTS REPORTING

VOTES PERCENT

CITY OF SCOTTSDALE QUESTION 1
(VOTE FOR NOT MORE THAN) 1
01 = YES
02 = NO

17,196 54.53 03 = OVER VOTES 47
14,339 45.47 04 = UNDER VOTES 2,262

01 02 03 04

5510 PPNO 1 - SCOTTSDALE	284	567	1	49		
5511 PPNO 2 - SCOTTSDALE	210	322	1	50		
5512 PPNO 3 - SCOTTSDALE	311	589	3	65		
5513 PPNO 4 - SCOTTSDALE	231	436	0	32		
5514 PPNO 5 - SCOTTSDALE	239	424	1	63		
5515 PPNO 6 - SCOTTSDALE	378	448	1	65		
5516 PPNO 7 - SCOTTSDALE	407	612	1	60		
5517 PPNO 8 - SCOTTSDALE	287	308	0	43		
5518 PPNO 9 - SCOTTSDALE	202	326	0	52		
5519 PPNO 10 - SCOTTSDALE	578	717	1	132		
5520 PPNO 11 - SCOTTSDALE	365	544	1	74		
5521 PPNO 12 - SCOTTSDALE	556	618	1	113		
5522 PPNO 13 - SCOTTSDALE	476	577	1	93		
5523 PPNO 14 - SCOTTSDALE	487	612	2	99		
5524 PPNO 15 - SCOTTSDALE	443	427	1	88		
5525 PPNO 16 - SCOTTSDALE	639	544	2	93		
5526 PPNO 17 - SCOTTSDALE	239	218	1	35		
5527 PPNO 18 - SCOTTSDALE	624	550	1	101		
5528 PPNO 19 - SCOTTSDALE	579	448	2	108		
5529 PPNO 20 - SCOTTSDALE	493	417	5	74		
5530 PPNO 21 - SCOTTSDALE	697	608	3	87		
5531 PPNO 22 - SCOTTSDALE	939	520	4	85		
5532 PPNO 23 - SCOTTSDALE	363	272	4	40		
5533 PPNO 24 - SCOTTSDALE	359	251	0	39		
5534 PPNO 25 - SCOTTSDALE	405	348	0	63		
5535 PPNO 26 - SCOTTSDALE	1054	247	2	57		
5536 PPNO 27 - SCOTTSDALE	553	309	0	63		
5537 PPNO 28 - SCOTTSDALE	1353	471	1	74		
5538 PPNO 29 - SCOTTSDALE	1840	592	5	117		
5539 PPNO 30 - SCOTTSDALE	431	362	1	46		
5540 PPNO 31 - SCOTTSDALE	472	270	0	32		
5541 PPNO 32 - SCOTTSDALE	702	385	1	70		

=====

EXHIBIT "B"/DOCUMENTO DE PRUEBA "B"

DISTRICT TOTALS CANVASS

RUN DATE:05/20/04 03:49 PM

MARICOPA COUNTY
 JURISDICTIONAL ELECTION
 MAY 18, 2004

FINAL RESULTS

REPORT-EL52 PAGE 0005

WITH 32 OF 32 PRECINCTS REPORTING

VOTES PERCENT

CITY OF SCOTTSDALE QUESTION 2

(VOTE FOR NOT MORE THAN) 1

01 = BONDS, YES

02 = BONDS, NO

18,285 58.05 03 = OVER VOTES
 13,215 41.95 04 = UNDER VOTES

68
 2,276

	01	02	03	04
5510 PPNO 1 - SCOTTSDALE	308	543	2	48
5511 PPNO 2 - SCOTTSDALE	235	295	1	52
5512 PPNO 3 - SCOTTSDALE	340	564	3	61
5513 PPNO 4 - SCOTTSDALE	259	400	5	35
5514 PPNO 5 - SCOTTSDALE	268	394	1	64
5515 PPNO 6 - SCOTTSDALE	399	422	2	69
5516 PPNO 7 - SCOTTSDALE	454	561	2	63
5517 PPNO 8 - SCOTTSDALE	314	277	4	43
5518 PPNO 9 - SCOTTSDALE	225	304	1	50
5519 PPNO 10 - SCOTTSDALE	623	666	4	135
5520 PPNO 11 - SCOTTSDALE	396	500	2	86
5521 PPNO 12 - SCOTTSDALE	596	581	1	110
5522 PPNO 13 - SCOTTSDALE	521	533	3	90
5523 PPNO 14 - SCOTTSDALE	529	570	1	100
5524 PPNO 15 - SCOTTSDALE	467	399	5	88
5525 PPNO 16 - SCOTTSDALE	704	487	0	87
5526 PPNO 17 - SCOTTSDALE	254	205	0	34
5527 PPNO 18 - SCOTTSDALE	663	509	2	102
5528 PPNO 19 - SCOTTSDALE	620	406	0	111
5529 PPNO 20 - SCOTTSDALE	525	380	5	79
5530 PPNO 21 - SCOTTSDALE	749	553	2	91
5531 PPNO 22 - SCOTTSDALE	984	480	2	82
5532 PPNO 23 - SCOTTSDALE	387	251	3	38
5533 PPNO 24 - SCOTTSDALE	389	222	0	38
5534 PPNO 25 - SCOTTSDALE	428	319	1	68
5535 PPNO 26 - SCOTTSDALE	1072	222	2	64
5536 PPNO 27 - SCOTTSDALE	597	267	1	60
5537 PPNO 28 - SCOTTSDALE	1399	422	2	76
5538 PPNO 29 - SCOTTSDALE	1890	553	8	103
5539 PPNO 30 - SCOTTSDALE	459	332	1	48
5540 PPNO 31 - SCOTTSDALE	496	247	0	31
5541 PPNO 32 - SCOTTSDALE	735	351	2	70

EXHIBIT "B"/DOCUMENTO DE PRUEBA "B"

DISTRICT TOTALS CANVASS
 MARICOPA COUNTY
 JURISDICTIONAL ELECTION
 MAY 18, 2004
 FINAL RESULTS
 REPORT-EL52
 PAGE 0006

WITH 32 OF 32 PRECINCTS REPORTING
 VOTES PERCENT
 VOTES PERCENT

CITY OF SCOTTSDALE QUESTION 3
 (VOTE FOR NOT MORE THAN) 1
 01 = YES
 02 = NO
 03 = OVER VOTES
 04 = UNDER VOTES

	01	02	03	04	VOTES	PERCENT
5510 PPNO 1 - SCOTTSDALE	451	401	1	48		
5511 PPNO 2 - SCOTTSDALE	325	209	0	49		
5512 PPNO 3 - SCOTTSDALE	513	387	0	68		
5513 PPNO 4 - SCOTTSDALE	375	292	0	32		
5514 PPNO 5 - SCOTTSDALE	386	279	0	62		
5515 PPNO 6 - SCOTTSDALE	497	330	0	65		
5516 PPNO 7 - SCOTTSDALE	609	411	3	57		
5517 PPNO 8 - SCOTTSDALE	367	229	0	42		
5518 PPNO 9 - SCOTTSDALE	306	221	1	52		
5519 PPNO 10 - SCOTTSDALE	809	491	1	127		
5520 PPNO 11 - SCOTTSDALE	543	363	1	77		
5521 PPNO 12 - SCOTTSDALE	733	445	1	109		
5522 PPNO 13 - SCOTTSDALE	605	454	2	86		
5523 PPNO 14 - SCOTTSDALE	643	458	0	99		
5524 PPNO 15 - SCOTTSDALE	552	321	2	84		
5525 PPNO 16 - SCOTTSDALE	701	480	1	96		
5526 PPNO 17 - SCOTTSDALE	271	188	1	33		
5527 PPNO 18 - SCOTTSDALE	688	494	0	94		
5528 PPNO 19 - SCOTTSDALE	652	379	0	106		
5529 PPNO 20 - SCOTTSDALE	540	362	0	87		
5530 PPNO 21 - SCOTTSDALE	799	505	1	90		
5531 PPNO 22 - SCOTTSDALE	942	516	1	89		
5532 PPNO 23 - SCOTTSDALE	399	237	1	42		
5533 PPNO 24 - SCOTTSDALE	391	217	2	39		
5534 PPNO 25 - SCOTTSDALE	466	290	0	60		
5535 PPNO 26 - SCOTTSDALE	996	299	1	64		
5536 PPNO 27 - SCOTTSDALE	571	292	0	62		
5537 PPNO 28 - SCOTTSDALE	1292	526	4	77		
5538 PPNO 29 - SCOTTSDALE	1740	701	2	111		
5539 PPNO 30 - SCOTTSDALE	479	314	2	45		
5540 PPNO 31 - SCOTTSDALE	473	272	1	28		
5541 PPNO 32 - SCOTTSDALE	711	379	2	66		

19,825 62.80 03 = OVER VOTES 31
 11,742 37.20 04 = UNDER VOTES 2,246

SUMMARY REPORT

MARICOPA COUNTY
 JURISDICTIONAL ELECTION
 MAY 18, 2004

FINAL RESULTS

RUN DATE:05/20/04 03:45 PM

REPORT-EL45A PAGE 001

	TOTAL VOTES	%	ELECTION DAY	EARLY	LATE EV'S	PROVISIONAL
PRECINCTS COUNTED (OF 32)	32	100.00				
REGISTERED VOTERS - SCOTTSDALE	117,072					
BALLOTS CAST - SCOTTSDALE	33,844		9,933	22,163	1,330	418
VOTER TURNOUT - SCOTTSDALE		28.91				
CITY OF SCOTTSDALE - MAYOR						
(VOTE FOR NOT MORE THAN) 1						
(WITH 32 OF 32 PRECINCTS COUNTED)						
MANROSS, MARY	21,949	66.43	6,399	14,437	836	277
ORTEGA, DAVID	11,007	33.32	3,367	7,039	467	134
WRITE-IN	83	.25	16	60	6	1
Over Votes	51		0	50	1	0
Under Votes	754		151	577	20	6
CITY OF SCOTTSDALE - COUNCILMEMBER						
(VOTE FOR NOT MORE THAN) 3						
(WITH 32 OF 32 PRECINCTS COUNTED)						
BECKER, HENRY	8,694	10.48	2,649	5,615	314	116
CRAWFORD, WILLIAM "BILL"	7,739	9.33	2,374	5,014	263	88
LANE, JIM	17,991	21.69	5,372	11,651	745	223
MCCULLAGH, RON	19,778	23.84	5,187	13,611	774	206
NELSEN, TONY	11,496	13.86	3,385	7,558	422	131
OSTERMAN, KEVIN	17,153	20.68	5,022	11,230	709	192
WRITE-IN	103	.12	27	64	10	2
Over Votes	465		24	390	42	9
Under Votes	18,113		5,759	11,356	711	287
CITY OF SCOTTSDALE QUESTION 1						
(VOTE FOR NOT MORE THAN) 1						
(WITH 32 OF 32 PRECINCTS COUNTED)						
YES	17,196	54.53	5,381	10,886	697	232
NO	14,339	45.47	4,083	9,519	575	162
Over Votes	47		0	44	3	0
Under Votes	2,262		469	1,714	55	24
CITY OF SCOTTSDALE QUESTION 2						
(VOTE FOR NOT MORE THAN) 1						
(WITH 32 OF 32 PRECINCTS COUNTED)						
BONDS, YES	18,285	58.05	5,666	11,658	726	235

BONDS, NO	13,215	41.95	3,781	8,745	536	153
Over Votes	68		2	56	9	1
Under Votes	2,276		484	1,704	59	29

CITY OF SCOTTSDALE QUESTION 3
(VOTE FOR NOT MORE THAN) 1
(WITH 32 OF 32 PRECINCTS COUNTED)

YES	19,825	62.80	5,980	12,777	818	250
NO.	11,742	37.20	3,498	7,664	442	138
Over Votes	31		0	25	6	0
Under Votes	2,246		455	1,697	64	30

E

PRECINCT REPORT

MARICOPA COUNTY
 JURISDICTIONAL ELECTION
 MAY 18, 2004

FINAL RESULTS

RUN DATE: 05/20/04 03:36 PM

5510 PPNO 1 - SCOTTSDALE

	TOTAL VOTES	%	ELECTION DAY	EARLY	LATE EV'S	PROVISIONAL
REGISTERED VOTERS - SCOTTSDALE	3276		311	550	30	10
BALLOTS CAST - SCOTTSDALE	901					
VOTER TURNOUT - SCOTTSDALE		27.50				
CITY OF SCOTTSDALE - MAYOR						
(VOTE FOR NOT MORE THAN) 1						
MANROSS, MARY	433	49.77	155	265	9	4
ORTEGA, DAVID	432	49.66	148	258	20	6
WRITE-IN	5	.57	3	2	0	0
Over Votes	2		0	2	0	0
Under Votes	29		5	23	1	0

CITY OF SCOTTSDALE - COUNCILMEMBER

(VOTE FOR NOT MORE THAN) 3						
BECKER, HENRY	297	13.10	121	158	16	2
CRAWFORD, WILLIAM "BILL"	280	12.35	82	189	6	3
LANE, JIM	455	20.07	163	267	19	6
MCCULLAGH, RON	468	20.64	153	297	12	6
NELSEN, TONY	312	13.76	118	181	10	3
OSTERMAN, KEVIN	451	19.89	144	287	14	6
WRITE-IN	4	.18	3	1	0	0
Over Votes	6		0	6	0	0
Under Votes	430		149	264	13	4

CITY OF SCOTTSDALE QUESTION 1

(VOTE FOR NOT MORE THAN) 1						
YES	284	33.37	104	169	7	4
NO	567	66.63	198	340	23	6
Over Votes	1		0	1	0	0
Under Votes	49		9	40	0	0

CITY OF SCOTTSDALE QUESTION 2

(VOTE FOR NOT MORE THAN) 1						
BONDS, YES	308	36.19	121	174	10	3

BONDS, NO	181	335	20	7
Over Votes	0	2	0	0
Under Votes	9	39	0	0

63.81

543
2
48

CITY OF SCOTTSDALE QUESTION 3

(VOTE FOR NOT MORE THAN) 1				
YES	145	288	11	7
NO.	156	223	19	3
Over Votes	0	1	0	0
Under Votes	10	38	0	0

52.93
47.07

451
401
1
48

PRECINCT REPORT

MARICOPA COUNTY
 JURISDICTIONAL ELECTION
 MAY 18, 2004

FINAL RESULTS

RUN DATE:05/20/04 03:36 PM

5511 PPNO 2 - SCOTTSDALE

REGISTERED VOTERS - SCOTTSDALE	TOTAL VOTES	%	ELECTION DAY	EARLY	LATE EV'S	PROVISIONAL
BALLOTS CAST - SCOTTSDALE	583		169	391	17	6
VOTER TURNOUT - SCOTTSDALE		26.74				
CITY OF SCOTTSDALE - MAYOR						
(VOTE FOR NOT MORE THAN) 1						
MANROSS, MARY	291	50.96	84	196	9	2
ORTEGA, DAVID	279	48.86	84	183	8	4
WRITE-IN	1	.18	0	1	0	0
Over Votes	1		0	1	0	0
Under Votes	11		1	10	0	0

CITY OF SCOTTSDALE - COUNCILMEMBER

(VOTE FOR NOT MORE THAN) 3						
BECKER, HENRY	162	11.20	55	101	4	2
CRAWFORD, WILLIAM "BILL"	189	13.07	61	123	5	0
LANE, JIM	289	19.99	83	198	5	3
MCCULLAGH, RON	336	23.24	69	252	12	3
NELSEN, TONY	189	13.07	53	126	6	4
OSTERMAN, KEVIN	278	19.23	76	190	10	2
WRITE-IN	3	.21	1	2	0	0
Over Votes	0		0	0	0	0
Under Votes	303		109	181	9	4

CITY OF SCOTTSDALE QUESTION 1

(VOTE FOR NOT MORE THAN) 1						
YES	210	39.47	44	154	11	1
NO	322	60.53	112	202	5	3
Over Votes	1		0	1	0	0
Under Votes	50		13	34	1	2

CITY OF SCOTTSDALE QUESTION 2

(VOTE FOR NOT MORE THAN) 1						
BONDS, YES	235	44.34	57	166	11	1
BONDS, NO	295	55.66	99	189	4	3

Over Votes	0	1	0	0
Under Votes	13	35	2	2

CITY OF SCOTTSDALE QUESTION 3

(VOTE FOR NOT MORE THAN)	1			
YES	325	228	10	3
NO.	209	130	5	1
Over Votes	0	0	0	0
Under Votes	49	33	2	2
	60.86			
	39.14			

PRECINCT REPORT

MARICOPA COUNTY
 JURISDICTIONAL ELECTION
 MAY 18, 2004

FINAL RESULTS

RUN DATE:05/20/04 03:36 PM

5512 PPNO 3 - SCOTTSDALE

REGISTERED VOTERS - SCOTTSDALE	TOTAL VOTES	%	ELECTION DAY	EARLY	LATE EV'S	PROVISIONAL
BALLOTS CAST - SCOTTSDALE	3377		328	556	66	18
VOTER TURNOUT - SCOTTSDALE	988	28.66				

CITY OF SCOTTSDALE - MAYOR

(VOTE FOR NOT MORE THAN) 1						
MANROSS, MARY	487	51.64	162	278	33	14
ORTEGA, DAVID	452	47.93	160	256	32	4
WRITE-IN	4	.42	1	2	1	0
Over Votes	0		0	0	0	0
Under Votes	25		5	20	0	0

CITY OF SCOTTSDALE - COUNCILMEMBER

(VOTE FOR NOT MORE THAN) 3						
BECKER, HENRY	306	12.52	110	166	23	7
CRAWFORD, WILLIAM "BILL"	345	14.11	114	205	21	5
LANE, JIM	494	20.20	172	282	30	10
MCCULLAGH, RON	487	19.92	150	306	24	7
NELSEN, TONY	297	12.15	100	179	14	4
OSTERMAN, KEVIN	509	20.82	169	295	36	9
WRITE-IN	7	.29	4	3	0	0
Over Votes	15		0	6	9	0
Under Votes	444		165	226	41	12

CITY OF SCOTTSDALE QUESTION 1

(VOTE FOR NOT MORE THAN) 1						
YES	311	34.56	116	175	16	4
NO	589	65.44	196	333	46	14
Over Votes	3		0	3	0	0
Under Votes	65		16	45	4	0

CITY OF SCOTTSDALE QUESTION 2

(VOTE FOR NOT MORE THAN) 1						
BONDS, YES	340	37.61	121	198	16	5
BONDS, NO	564	62.39	192	314	45	13

Over Votes	0	3	0	0
Under Votes	15	41	5	0

CITY OF SCOTTSDALE QUESTION 3

(VOTE FOR NOT MORE THAN)	1				
YES	513	57.00	170	304	32
NO	387	43.00	140	205	31
Over Votes	0		0	0	0
Under Votes	68		18	47	3

PRECINCT REPORT

MARICOPA COUNTY
 JURISDICTIONAL ELECTION
 MAY 18, 2004

FINAL RESULTS

RUN DATE:05/20/04 03:36 PM

5513 PPNO 4 - SCOTTSDALE

	TOTAL VOTES	%	ELECTION DAY	EARLY	LATE EV'S	PROVISIONAL
REGISTERED VOTERS - SCOTTSDALE	2268					
BALLOTS CAST - SCOTTSDALE	699		220	426	45	8
VOTER TURNOUT - SCOTTSDALE		30.82				
CITY OF SCOTTSDALE - MAYOR						
(VOTE FOR NOT MORE THAN) 1						
MANROSS, MARY	288	42.48	91	181	14	2
ORTEGA, DAVID	386	56.93	128	223	30	5
WRITE-IN.	4	.59	0	3	0	1
Over Votes	2		0	2	0	0
Under Votes	19		1	17	1	0

CITY OF SCOTTSDALE - COUNCILMEMBER

	TOTAL VOTES	%	ELECTION DAY	EARLY	LATE EV'S	PROVISIONAL
(VOTE FOR NOT MORE THAN) 3						
BECKER, HENRY	216	12.15	62	137	14	3
CRAWFORD, WILLIAM "BILL"	218	12.26	79	125	11	3
LANE, JIM	348	19.57	125	199	21	3
MCCULLAGH, RON.	391	21.99	113	251	24	3
NELSEN, TONY	258	14.51	79	151	25	3
GSTERMAN, KEVIN	341	19.18	105	214	20	2
WRITE-IN.	6	.34	0	4	2	0
Over Votes	21		3	15	0	3
Under Votes	298		94	182	18	4

CITY OF SCOTTSDALE QUESTION 1

	TOTAL VOTES	%	ELECTION DAY	EARLY	LATE EV'S	PROVISIONAL
(VOTE FOR NOT MORE THAN) 1						
YES	231	34.63	70	146	14	1
NO.	436	65.37	146	254	29	7
Over Votes	0		0	0	0	0
Under Votes	32		4	26	2	0

CITY OF SCOTTSDALE QUESTION 2

	TOTAL VOTES	%	ELECTION DAY	EARLY	LATE EV'S	PROVISIONAL
(VOTE FOR NOT MORE THAN) 1						
BONDS, YES	259	39.30	75	165	18	1
BONDS, NO	400	60.70	137	231	25	7

Over Votes	2	3	0	0
Under Votes	6	27	2	0

CITY OF SCOTTSDALE QUESTION 3

(VOTE FOR NOT MORE THAN)	1				
YES	375	56.22	109	243	20
NO	292	43.78	106	158	23
Over Votes	0		0	0	0
Under Votes	32		5	25	2

PRECINCT REPORT

MARICOPA COUNTY
JURISDICTIONAL ELECTION
MAY 18, 2004

FINAL RESULTS

RUN DATE:05/20/04 03:36 PM

5514 PPNO 5 - SCOTTSDALE

	TOTAL VOTES	%	ELECTION DAY	EARLY	LATE EV'S	PROVISIONAL
REGISTERED VOTERS - SCOTTSDALE	2710					
BALLOTS CAST - SCOTTSDALE	727		261	428	32	6
VOTER TURNOUT - SCOTTSDALE		26.83				

CITY OF SCOTTSDALE - MAYOR

(VOTE FOR NOT MORE THAN) 1

MANROSS, MARY	340	48.09	114	209	13	4
ORTEGA, DAVID	363	51.34	139	204	18	2
WRITE-IN.	4	.57	3	1	0	0
Over Votes	1		0	1	0	0
Under Votes	19		5	13	1	0

CITY OF SCOTTSDALE - COUNCILMEMBER

(VOTE FOR NOT MORE THAN) 3

BECKER, HENRY	204	11.11	76	119	8	1
CRAWFORD, WILLIAM "BILL"	252	13.73	89	150	11	2
LANE, JIM	377	20.53	138	215	21	3
MCCULLAGH, RON.	379	20.64	121	236	18	4
NELSEN, TONY	209	11.38	75	122	11	1
OSTERMAN, KEVIN	413	22.49	155	240	15	3
WRITE-IN.	2	.11	2	0	0	0
Over Votes	9		0	6	3	0
Under Votes	336		127	196	9	4

CITY OF SCOTTSDALE QUESTION 1

(VOTE FOR NOT MORE THAN) 1

YES	239	36.05	76	145	14	4
NO.	424	63.95	171	236	16	1
Over Votes	1		0	1	0	0
Under Votes	63		14	46	2	1

CITY OF SCOTTSDALE QUESTION 2

(VOTE FOR NOT MORE THAN) 1

BONDS, YES	268	40.48	91	157	16	4
BONDS, NO	394	59.52	156	223	14	1

Over Votes	0	1	0	0
Under Votes	14	47	2	1

CITY OF SCOTTSDALE QUESTION 3

(VOTE FOR NOT MORE THAN)	1			
YES	386	58.05	122	19
NO.	279	41.95	125	10
Over Votes	0		0	0
Under Votes	62		14	3

PRECINCT REPORT

MARICOPA COUNTY
 JURISDICTIONAL ELECTION
 MAY 18, 2004

FINAL RESULTS

RUN DATE:05/20/04 03:36 PM

5515 PFNO 6 - SCOTTSDALE

REGISTERED VOTERS - SCOTTSDALE	TOTAL VOTES	%	ELECTION DAY	EARLY	LATE EV'S	PROVISIONAL
BALLOTS CAST - SCOTTSDALE	892		249	599	31	13
VOTER TURNOUT - SCOTTSDALE		28.15				
CITY OF SCOTTSDALE - MAYOR						
(VOTE FOR NOT MORE THAN) 1						
MANROSS, MARY	542	61.94	152	365	17	8
ORTEGA, DAVID	330	37.71	94	218	13	5
WRITE-IN	3	.34	0	3	0	0
Over Votes	1		0	1	0	0
Under Votes	16		3	12	1	0

CITY OF SCOTTSDALE - COUNCILMEMBER

(VOTE FOR NOT MORE THAN) 3	TOTAL VOTES	%	ELECTION DAY	EARLY	LATE EV'S	PROVISIONAL
BECKER, HENRY	182	8.19	49	126	3	4
CRAWFORD, WILLIAM "BILL"	252	11.34	83	156	11	2
LANE, JIM	494	22.22	135	330	22	7
MCCULLAGH, RON	527	23.71	134	365	20	8
NELSEN, TONY	291	13.09	81	203	4	3
OSTERMAN, KEVIN	475	21.37	139	313	16	7
WRITE-IN	2	.09	0	2	0	0
Over Votes	9		0	9	0	0
Under Votes	444		126	293	17	8

CITY OF SCOTTSDALE QUESTION 1

(VOTE FOR NOT MORE THAN) 1	TOTAL VOTES	%	ELECTION DAY	EARLY	LATE EV'S	PROVISIONAL
YES	378	45.76	108	249	14	7
NO	448	54.24	125	302	15	6
Over Votes	1		0	1	0	0
Under Votes	65		16	47	2	0

CITY OF SCOTTSDALE QUESTION 2

(VOTE FOR NOT MORE THAN) 1	TOTAL VOTES	%	ELECTION DAY	EARLY	LATE EV'S	PROVISIONAL
BONDS, YES	399	48.60	119	261	11	8
BONDS, NO	422	51.40	113	288	16	5

Over Votes	0	1	1	0
Under Votes	17	3	49	0

CITY OF SCOTTSDALE QUESTION 3

(VOTE FOR NOT MORE THAN)	1						
YES	497	60.10	132	340	17	8	
NO.	330	39.90	102	211	12	5	
Over Votes	0		0	0	0	0	
Under Votes	65		15	48	2	0	

FINAL RESULTS

MARICOPA COUNTY
 JURISDICTIONAL ELECTION
 MAY 18, 2004

PRECINCT REPORT

RUN DATE: 05/20/04 03:36 PM

5516 PPNO 7 - SCOTTSDALE

	TOTAL VOTES	%	ELECTION DAY	EARLY	LATE EV'S	PROVISIONAL
REGISTERED VOTERS - SCOTTSDALE	4024					
BALLOTS CAST - SCOTTSDALE	1080		372	638	53	17
VOTER TURNOUT - SCOTTSDALE		26.84				
CITY OF SCOTTSDALE - MAYOR						
(VOTE FOR NOT MORE THAN) 1						
MANROSS, MARY	555	52.86	191	326	31	7
ORTEGA, DAVID	494	47.05	176	287	21	10
WRITE-IN	1	.10	0	1	0	0
Over Votes	2		0	2	0	0
Under Votes	28		5	22	1	0

CITY OF SCOTTSDALE - COUNCILMEMBER

	TOTAL VOTES	%	ELECTION DAY	EARLY	LATE EV'S	PROVISIONAL
(VOTE FOR NOT MORE THAN) 3						
BECKER, HENRY	300	11.10	109	171	13	7
CRAWFORD, WILLIAM "BILL"	371	13.73	126	223	15	7
LANE, JIM	569	21.06	189	350	26	4
MCCULLAGH, RON	578	21.39	179	358	34	7
NELSEN, TONY	319	11.81	106	193	14	6
OSTERMAN, KEVIN	561	20.76	199	330	27	5
WRITE-IN	4	.15	2	2	0	0
Over Votes	9		0	6	0	3
Under Votes	529		206	281	30	12

CITY OF SCOTTSDALE QUESTION 1

	TOTAL VOTES	%	ELECTION DAY	EARLY	LATE EV'S	PROVISIONAL
(VOTE FOR NOT MORE THAN) 1						
YES	407	39.94	149	235	19	4
NO	612	60.06	206	363	32	11
Over Votes	1		0	1	0	0
Under Votes	60		17	39	2	2

CITY OF SCOTTSDALE QUESTION 2

	TOTAL VOTES	%	ELECTION DAY	EARLY	LATE EV'S	PROVISIONAL
(VOTE FOR NOT MORE THAN) 1						
BONDS, YES	454	44.73	156	272	21	5
BONDS, NO	561	55.27	194	327	30	10

Over Votes	0	2	0	0
Under Votes	22	37	2	2

CITY OF SCOTTSDALE QUESTION 3

(VOTE FOR NOT MORE THAN) 1				
YES	200	364	35	10
NO.	156	237	13	5
Over Votes	0	1	2	0
Under Votes	16	36	3	2

59.71
40.29

609
411
3
57

PRECINCT REPORT

MARICOPA COUNTY
 JURISDICTIONAL ELECTION
 MAY 18, 2004

FINAL RESULTS

RUN DATE: 05/20/04 03:36 PM

5517 PPNO 8 - SCOTTSDALE

	TOTAL VOTES	%	ELECTION DAY	EARLY	LATE EV'S	PROVISIONAL
REGISTERED VOTERS - SCOTTSDALE	2498		199	402	29	8
BALLOTS CAST - SCOTTSDALE	638					
VOTER TURNOUT - SCOTTSDALE		25.54				
CITY OF SCOTTSDALE - MAYOR						
(VOTE FOR NOT MORE THAN) 1						
MANROSS, MARY	358	57.93	101	241	12	4
ORTEGA, DAVID	258	41.75	94	145	15	4
WRITE-IN	2	.32	1	1	0	0
Over Votes	1		0	1	0	0
Under Votes	19		3	14	2	0

CITY OF SCOTTSDALE - COUNCILMEMBER

	TOTAL VOTES	%	ELECTION DAY	EARLY	LATE EV'S	PROVISIONAL
(VOTE FOR NOT MORE THAN) 3						
BECKER, HENRY	176	11.22	62	103	7	4
CRAWFORD, WILLIAM "BILL"	166	10.59	56	95	10	5
LANE, JIM	316	20.15	97	203	13	3
MCCULLAGH, RON	384	24.49	100	265	17	2
NELSEN, TONY	179	11.42	62	111	6	0
OSTERMAN, KEVIN	346	22.07	103	219	22	2
WRITE-IN	1	.06	0	0	0	1
Over Votes	9		0	9	0	0
Under Votes	337		117	201	12	7

CITY OF SCOTTSDALE QUESTION 1

	TOTAL VOTES	%	ELECTION DAY	EARLY	LATE EV'S	PROVISIONAL
(VOTE FOR NOT MORE THAN) 1						
YES	287	48.24	96	177	8	6
NO	308	51.76	95	192	19	2
Over Votes	0		0	0	0	0
Under Votes	43		8	33	2	0

CITY OF SCOTTSDALE QUESTION 2

	TOTAL VOTES	%	ELECTION DAY	EARLY	LATE EV'S	PROVISIONAL
(VOTE FOR NOT MORE THAN) 1						
BONDS, YES	314	53.13	102	199	8	5
BONDS, NO	277	46.87	89	168	18	2

Over Votes	4	0	3	1	0
Under Votes	43	8	32	2	1

CITY OF SCOTTSDALE QUESTION 3

(VOTE FOR NOT MORE THAN)	1				
YES	367	115	227	20	5
NO.	229	76	144	7	2
Over Votes	0	0	0	0	0
Under Votes	42	8	31	2	1

61.58	
38.42	

PRECINCT REPORT
 RUN DATE: 05/20/04 03:36 PM
 MARI COPA COUNTY
 JURISDICTIONAL ELECTION
 MAY 18, 2004
 FINAL RESULTS

5518 PENO 9 - SCOTTSDALE

	TOTAL VOTES	%	ELECTION DAY	EARLY	LATE EV'S	PROVISIONAL
REGISTERED VOTERS - SCOTTSDALE	2822					
BALLOTS CAST - SCOTTSDALE	580		186	368	18	8
VOTER TURNOUT - SCOTTSDALE		20.55				

CITY OF SCOTTSDALE - MAYOR

(VOTE FOR NOT MORE THAN)	1					
MANROSS, MARY	294	51.67	89	189	13	3
ORTEGA, DAVID	273	47.98	95	168	5	5
WRITE-IN	2	.35	0	2	0	0
Over Votes	0		0	0	0	0
Under Votes	11		2	9	0	0

CITY OF SCOTTSDALE - COUNCILMEMBER

(VOTE FOR NOT MORE THAN)	3					
BECKER, HENRY	190	12.92	75	106	7	2
CRAWFORD, WILLIAM "BILL"	173	11.76	54	114	4	1
LANE, JIM	280	19.03	78	182	14	6
MCCULLAGH, RON	314	21.35	87	211	12	4
NELSEN, TONY	177	12.03	64	104	5	4
OSTERMAN, KEVIN	333	22.64	112	206	8	7
WRITE-IN	4	.27	0	4	0	0
Over Votes	6		0	6	0	0
Under Votes	253		88	171	4	0

CITY OF SCOTTSDALE QUESTION 1

(VOTE FOR NOT MORE THAN)	1					
YES	202	38.26	64	129	7	2
NO	326	61.74	106	205	10	5
Over Votes	0		0	0	0	0
Under Votes	52		16	34	1	1

CITY OF SCOTTSDALE QUESTION 2

(VOTE FOR NOT MORE THAN)	1					
BONDS, YES	225	42.53	69	147	7	2
BONDS, NO	304	57.47	101	188	10	5

Over Votes	1	0	1	0	0
Under Votes	50	16	32	1	1

CITY OF SCOTTSDALE QUESTION 3

(VOTE FOR NOT MORE THAN)	1				
YES	306	92	199	11	4
NO	221	79	134	5	3
Over Votes	1	0	1	0	0
Under Votes	52	15	34	2	1

58.06
41.94

PRECINCT REPORT

MARICOPA COUNTY
 JURISDICTIONAL ELECTION
 MAY 18, 2004

FINAL RESULTS

RUN DATE:05/20/04 03:35 PM

5519 PPNO 10 - SCOTTSDALE

	TOTAL VOTES	%	ELECTION DAY	EARLY	LATE EV'S	PROVISIONAL
REGISTERED VOTERS - SCOTTSDALE	3653		411	959	46	12
BALLOTS CAST - SCOTTSDALE	1428					
VOTER TURNOUT - SCOTTSDALE.		39.09				
CITY OF SCOTTSDALE - MAYOR						
(VOTE FOR NOT MORE THAN) 1						
MANROSS, MARY	830	59.54	221	568	32	9
ORTEGA, DAVID	558	40.03	183	359	13	3
WRITE-IN.	6	.43	1	5	0	0
Over Votes	3		0	2	1	0
Under Votes	31		6	25	0	0

CITY OF SCOTTSDALE - COUNCILMEMBER

(VOTE FOR NOT MORE THAN) 3						
BECKER, HENRY	333	9.19	103	222	6	2
CRAWFORD, WILLIAM "BILL"	410	11.32	142	254	11	3
LANE, JIM	735	20.29	202	501	26	6
MCCULLAGH, RON.	850	23.47	213	609	20	8
NELSEN, TONY	426	11.76	117	293	13	3
OSTERMAN, KEVIN	865	23.88	260	567	30	8
WRITE-IN.	3	.08	0	1	2	0
Over Votes	6		0	6	0	0
Under Votes	656		196	424	30	6

CITY OF SCOTTSDALE QUESTION 1

(VOTE FOR NOT MORE THAN) 1						
YES	578	44.63	173	383	15	7
NO.	717	55.37	205	482	25	5
Over Votes	1		0	1	0	0
Under Votes	132		33	93	6	0

CITY OF SCOTTSDALE QUESTION 2

(VOTE FOR NOT MORE THAN) 1						
BONDS, YES	623	48.33	186	410	20	7
BONDS, NO	666	51.67	191	449	21	5

PRECINCT REPORT

MARICOPA COUNTY
 JURISDICTIONAL ELECTION
 MAY 18, 2004

FINAL RESULTS

RUN DATE:05/20/04 03:36 PM

5520 PPNO 11 - SCOTTSDALE

	TOTAL VOTES	%	ELECTION DAY	EARLY	LATE EV'S	PROVISIONAL
REGISTERED VOTERS - SCOTTSDALE	3389					
BALLOTS CAST - SCOTTSDALE	984		331	591	48	14
VOTER TURNOUT - SCOTTSDALE		29.04				
CITY OF SCOTTSDALE - MAYOR						
(VOTE FOR NOT MORE THAN) 1						
MANROSS, MARY	517	53.63	171	320	19	7
ORTEGA, DAVID	443	45.95	154	253	29	7
WRITE-IN	4	.41	1	3	0	0
Over Votes	4		0	4	0	0
Under Votes	16		5	11	0	0

CITY OF SCOTTSDALE - COUNCILMEMBER

	TOTAL VOTES	%	ELECTION DAY	EARLY	LATE EV'S	PROVISIONAL
(VOTE FOR NOT MORE THAN) 3						
BECKER, HENRY	280	11.56	110	155	9	6
CRAWFORD, WILLIAM "BILL"	261	10.77	89	155	13	4
LANE, JIM	504	20.80	152	314	34	4
MCCULLAGH, RON	515	21.25	142	339	32	2
NELSEN, TONY	339	13.99	144	177	13	5
OSTERMAN, KEVIN	512	21.13	155	324	26	7
WRITE-IN	12	.50	3	9	0	0
Over Votes	9		0	6	3	0
Under Votes	520		198	294	14	14

CITY OF SCOTTSDALE QUESTION 1

	TOTAL VOTES	%	ELECTION DAY	EARLY	LATE EV'S	PROVISIONAL
(VOTE FOR NOT MORE THAN) 1						
YES	365	40.15	118	225	14	8
NO	544	59.85	191	322	26	5
Over Votes	1		0	0	1	0
Under Votes	74		22	44	7	1

CITY OF SCOTTSDALE QUESTION 2

	TOTAL VOTES	%	ELECTION DAY	EARLY	LATE EV'S	PROVISIONAL
(VOTE FOR NOT MORE THAN) 1						
BONDS, YES	396	44.20	132	241	15	8
BONDS, NO	500	55.80	172	299	24	5

Over Votes	0	0	2	0
Under Votes	27	51	7	1

CITY OF SCOTTSDALE QUESTION 3

(VOTE FOR NOT MORE THAN)	1			
YES	170	336	28	9
NO	139	208	13	3
Over Votes	0	1	0	0
Under Votes	22	46	7	2

	59.93
	40.07

	543
	363
	1
	77

PRECINCT REPORT

MARICOPA COUNTY
 JURISDICTIONAL ELECTION
 MAY 18, 2004

FINAL RESULTS

RUN DATE:05/20/04 03:36 PM

5521 PPNO 12 - SCOTTSDALE

REGISTERED VOTERS - SCOTTSDALE	TOTAL VOTES	%	ELECTION DAY	EARLY	LATE EV'S	PROVISIONAL
BALLOTS CAST - SCOTTSDALE	3434		376	853	53	6
VOTER TURNOUT - SCOTTSDALE	1288	37.51				
CITY OF SCOTTSDALE - MAYOR						
(VOTE FOR NOT MORE THAN) 1						
MANROSS, MARY	748	59.41	221	488	33	6
ORTEGA, DAVID	506	40.19	150	336	20	0
WRITE-IN	5	.40	0	5	0	0
Over Votes	2		0	2	0	0
Under Votes	27		5	22	0	0

CITY OF SCOTTSDALE - COUNCILMEMBER

(VOTE FOR NOT MORE THAN) 3						
BECKER, HENRY	362	11.05	105	244	10	3
CRAWFORD, WILLIAM "BILL"	311	9.50	111	189	9	2
LANE, JIM	672	20.52	211	430	28	3
MCCULLAGH, RON	830	25.34	211	581	34	4
NELSEN, TONY	370	11.30	121	236	11	2
OSTERMAN, KEVIN	722	22.05	198	490	31	3
WRITE-IN	8	.24	1	4	3	0
Over Votes	30		6	24	0	0
Under Votes	559		164	361	33	1

CITY OF SCOTTSDALE QUESTION 1

(VOTE FOR NOT MORE THAN) 1						
YES	556	47.36	171	357	25	3
NO	618	52.64	171	419	26	2
Over Votes	1		0	1	0	0
Under Votes	113		34	76	2	1

CITY OF SCOTTSDALE QUESTION 2

(VOTE FOR NOT MORE THAN) 1						
BONDS, YES	596	50.64	175	393	25	3
BONDS, NO	581	49.36	167	387	25	2

Over Votes	1	0	1	0	0
Under Votes	110	34	72	3	1

CITY OF SCOTTSDALE QUESTION 3

(VOTE FOR NOT MORE THAN)	1				
YES	733	189	505	37	2
NO.	445	154	276	12	3
Over Votes	1	0	1	0	0
Under Votes	109	33	71	4	1

62.22	37	505	37	2
37.78	12	276	12	3

PRECINCT REPORT

MARICOPA COUNTY
 JURISDICTIONAL ELECTION
 MAY 18, 2004

FINAL RESULTS

RUN DATE:05/20/04 03:36 PM

5522 PENO 13 - SCOTTSDALE

	TOTAL VOTES	%	ELECTION DAY	EARLY	LATE EV'S	PROVISIONAL
REGISTERED VOTERS - SCOTTSDALE	3555					
BALLOTS CAST - SCOTTSDALE	1147		369	711	47	20
VOTER TURNOUT - SCOTTSDALE		32.26				
CITY OF SCOTTSDALE - MAYOR						
(VOTE FOR NOT MORE THAN) 1						
MANROSS, MARY	667	59.87	205	419	30	13
ORTEGA, DAVID	439	39.41	158	258	16	7
WRITE-IN	8	.72	1	7	0	0
Over Votes	2		0	2	0	0
Under Votes	31		5	25	1	0

CITY OF SCOTTSDALE - COUNCILMEMBER

	TOTAL VOTES	%	ELECTION DAY	EARLY	LATE EV'S	PROVISIONAL
(VOTE FOR NOT MORE THAN) 3						
BECKER, HENRY	307	11.33	102	189	13	3
CRAWFORD, WILLIAM "BILL"	278	10.26	94	169	11	4
LANE, JIM	574	21.18	207	332	23	12
MCCULLAGH, RON	686	25.31	198	447	26	15
NELSEN, TONY	282	10.41	94	166	16	6
OSTERMAN, KEVIN	583	21.51	189	357	28	9
WRITE-IN	0		0	0	0	0
Over Votes	21		0	21	0	0
Under Votes	710		223	452	24	11

CITY OF SCOTTSDALE QUESTION 1

	TOTAL VOTES	%	ELECTION DAY	EARLY	LATE EV'S	PROVISIONAL
(VOTE FOR NOT MORE THAN) 1						
YES	476	45.20	150	289	27	10
NO	577	54.80	199	349	19	10
Over Votes	1		0	1	0	0
Under Votes	93		20	72	1	0

CITY OF SCOTTSDALE QUESTION 2

	TOTAL VOTES	%	ELECTION DAY	EARLY	LATE EV'S	PROVISIONAL
(VOTE FOR NOT MORE THAN) 1						
BONDS, YES	521	49.43	160	321	30	10
BONDS, NO	533	50.57	187	321	15	10

Over Votes	3	0	2	1	0
Under Votes	90	22	67	1	0

CITY OF SCOTTSDALE QUESTION 3

(VOTE FOR NOT MORE THAN) 1

YES	605	191	371	32	11
NO.	454	159	273	13	9
Over Votes	2	0	1	1	0
Under Votes	86	19	66	1	0

57.13
42.87

PRECINCT REPORT

MARICOPA COUNTY
 JURISDICTIONAL ELECTION
 MAY 18, 2004

FINAL RESULTS

RUN DATE:05/20/04 03:36 PM

5523 PPNO 14 - SCOTTSDALE

REGISTERED VOTERS - SCOTTSDALE	TOTAL VOTES	%	ELECTION DAY	EARLY	LATE EV'S	PROVISIONAL
BALLOTS CAST - SCOTTSDALE	3306		373	757	47	23
VOTER TURNOUT - SCOTTSDALE	1200	36.30				

CITY OF SCOTTSDALE - MAYOR

(VOTE FOR NOT MORE THAN) 1						
MANROSS, MARY	676	57.58	190	445	24	17
ORTEGA, DAVID	496	42.25	174	294	22	6
WRITE-IN	2	.17	0	1	1	0
Over Votes	0		0	0	0	0
Under Votes	26		9	17	0	0

CITY OF SCOTTSDALE - COUNCILMEMBER

(VOTE FOR NOT MORE THAN) 3						
BECKER, HENRY	324	10.81	119	186	14	5
CRAWFORD, WILLIAM "BILL"	253	8.44	70	172	7	4
LANE, JIM	665	22.20	201	419	30	15
MCCULLAGH, RON	737	24.60	221	473	28	15
NELSEN, TONY	378	12.62	123	233	14	8
OSTERMAN, KEVIN	634	21.16	176	419	28	11
WRITE-IN	5	.17	0	5	0	0
Over Votes	18		0	15	3	0
Under Votes	586		209	349	17	11

CITY OF SCOTTSDALE QUESTION 1

(VOTE FOR NOT MORE THAN) 1						
YES	487	44.31	159	295	23	10
NO	612	55.69	198	381	22	11
Over Votes	2		0	2	0	0
Under Votes	99		16	79	2	2

CITY OF SCOTTSDALE QUESTION 2

(VOTE FOR NOT MORE THAN) 1						
BONDS, YES	529	48.13	169	326	23	11
BONDS, NO	570	51.87	187	352	22	9

Over Votes	0	1	0	0
Under Votes	17	78	2	3

CITY OF SCOTTSDALE QUESTION 3

(VOTE FOR NOT MORE THAN)	1			
YES	195	407	29	12
NO.	162	271	16	9
Over Votes	0	0	0	0
Under Votes	16	79	2	2

58.40
41.60

643
458
0
99

PRECINCT REPORT

MARICOPA COUNTY
 JURISDICTIONAL ELECTION
 MAY 18, 2004

FINAL RESULTS

RUN DATE:05/20/04 03:36 PM

5524 PPNO 15 - SCOTTSDALE

	TOTAL VOTES	%	ELECTION DAY	EARLY	LATE EV'S	PROVISIONAL
REGISTERED VOTERS - SCOTTSDALE	2850					
BALLOTS CAST - SCOTTSDALE	959		222	684	42	11
VOTER TURNOUT - SCOTTSDALE		33.65				
CITY OF SCOTTSDALE - MAYOR						
(VOTE FOR NOT MORE THAN) 1						
MANROSS, MARY	654	71.17	149	474	31	10
ORTEGA, DAVID	256	28.51	71	183	11	1
WRITE-IN	3	.32	0	3	0	0
Over Votes	3		0	3	0	0
Under Votes	23		2	21	0	0

CITY OF SCOTTSDALE - COUNCILMEMBER

	TOTAL VOTES	%	ELECTION DAY	EARLY	LATE EV'S	PROVISIONAL
(VOTE FOR NOT MORE THAN) 3						
BECKER, HENRY	202	8.63	39	154	9	0
CRAWFORD, WILLIAM "BILL"	190	8.12	35	146	7	2
LANE, JIM	539	23.03	135	374	24	6
MCCULLAGH, RON	602	25.73	149	419	29	5
NELSEN, TONY	270	11.54	65	191	11	3
OSTERMAN, KEVIN	535	22.86	124	382	23	6
WRITE-IN	2	.09	0	2	0	0
Over Votes	12		0	12	0	0
Under Votes	525		119	372	23	11

CITY OF SCOTTSDALE QUESTION 1

	TOTAL VOTES	%	ELECTION DAY	EARLY	LATE EV'S	PROVISIONAL
(VOTE FOR NOT MORE THAN) 1						
YES	443	50.92	111	305	17	10
NO	427	49.08	101	304	22	0
Over Votes	1		0	1	0	0
Under Votes	88		10	74	3	1

CITY OF SCOTTSDALE QUESTION 2

	TOTAL VOTES	%	ELECTION DAY	EARLY	LATE EV'S	PROVISIONAL
(VOTE FOR NOT MORE THAN) 1						
BONDS, YES	467	53.93	118	322	18	9
BONDS, NO	399	46.07	95	283	21	0

Over Votes	5	0	5	0	0
Under Votes	88	9	74	3	2

CITY OF SCOTTSDALE QUESTION 3

(VOTE FOR NOT MORE THAN)	1				
YES	552	131	386	26	9
NO	321	81	226	13	1
Over Votes	2	0	2	0	0
Under Votes	84	10	70	3	1

63.23
36.77

PRECINCT REPORT

MARICOPA COUNTY
JURISDICTIONAL ELECTION
MAY 18, 2004

FINAL RESULTS

RUN DATE: 05/20/04 03:36 PM

5525 PPNO 16 - SCOTTSDALE

	TOTAL VOTES	%	ELECTION DAY	EARLY	LATE EV'S	PROVISIONAL
REGISTERED VOTERS - SCOTTSDALE	3677					
BALLOTS CAST - SCOTTSDALE	1278		299	927	44	8
VOTER TURNOUT - SCOTTSDALE		34.76				
CITY OF SCOTTSDALE - MAYOR						
(VOTE FOR NOT MORE THAN) 1						
MANROSS, MARY	852	68.05	206	614	28	4
ORTEGA, DAVID	399	31.87	89	292	15	3
WRITE-IN	1	.08	0	1	0	0
Over Votes	2		0	2	0	0
Under Votes	24		4	18	1	1

CITY OF SCOTTSDALE - COUNCILMEMBER

	TOTAL VOTES	%	ELECTION DAY	EARLY	LATE EV'S	PROVISIONAL
(VOTE FOR NOT MORE THAN) 3						
BECKER, HENRY	329	10.69	72	245	11	1
CRAWFORD, WILLIAM "BILL"	270	8.77	49	210	9	2
LANE, JIM	656	21.31	163	466	26	1
MCCULLAGH, RON	768	24.95	167	574	24	3
NELSEN, TONY	370	12.02	107	245	15	3
OSTERMAN, KEVIN	682	22.16	157	498	22	5
WRITE-IN	3	.10	1	2	0	0
Over Votes	15		0	15	0	0
Under Votes	741		181	526	25	9

CITY OF SCOTTSDALE QUESTION 1

	TOTAL VOTES	%	ELECTION DAY	EARLY	LATE EV'S	PROVISIONAL
(VOTE FOR NOT MORE THAN) 1						
YES	639	54.02	172	433	32	2
NO	544	45.98	113	414	12	5
Over Votes	2		0	2	0	0
Under Votes	93		14	78	0	1

CITY OF SCOTTSDALE QUESTION 2

	TOTAL VOTES	%	ELECTION DAY	EARLY	LATE EV'S	PROVISIONAL
(VOTE FOR NOT MORE THAN) 1						
BONDS, YES	704	59.11	189	480	30	5
BONDS, NO	487	40.89	96	374	14	3

Over Votes	0	0	0	0	0
Under Votes	14	73	0	0	0

CITY OF SCOTTSDALE QUESTION 3

(VOTE FOR NOT MORE THAN)	1				
YES	701	185	479	33	4
NO	480	101	364	11	4
Over Votes	1	0	1	0	0
Under Votes	96	13	83	0	0

59.36
40.64

PRECINCT REPORT

MARICOPA COUNTY
 JURISDICTIONAL ELECTION
 MAY 18, 2004

FINAL RESULTS

RUN DATE: 05/20/04 03:36 PM

5526 PPNO 17 - SCOTTSDALE

REGISTERED VOTERS - SCOTTSDALE	TOTAL VOTES	%	ELECTION DAY	EARLY	LATE EV'S	PROVISIONAL
BALLOTS CAST - SCOTTSDALE	2226		134	325	28	6
VOTER TURNOUT - SCOTTSDALE	493	22.15				
CITY OF SCOTTSDALE - MAYOR						
(VOTE FOR NOT MORE THAN) 1						
MANROSS, MARY	312	64.73	101	190	17	4
ORTEGA, DAVID	170	35.27	29	130	10	1
WRITE-IN	0		0	0	0	0
Over Votes	0		0	0	0	0
Under Votes	11		4	5	1	1

CITY OF SCOTTSDALE - COUNCILMEMBER

(VOTE FOR NOT MORE THAN) 3						
BECKER, HENRY	129	11.31	28	91	9	1
CRAWFORD, WILLIAM "BILL"	111	9.73	31	68	10	2
LANE, JIM	252	22.09	83	160	8	1
MCCULLAGH, RON	273	23.93	74	187	10	2
NELSEN, TONY	157	13.76	50	97	9	1
OSTERMAN, KEVIN	218	19.11	58	147	10	3
WRITE-IN	1	.09	0	1	0	0
Over Votes	6		0	3	3	0
Under Votes	332		78	221	25	8

CITY OF SCOTTSDALE QUESTION 1

(VOTE FOR NOT MORE THAN) 1						
YES	239	52.30	79	146	11	3
NO	218	47.70	49	151	16	2
Over Votes	1		0	1	0	0
Under Votes	35		6	27	1	1

CITY OF SCOTTSDALE QUESTION 2

(VOTE FOR NOT MORE THAN) 1						
BONDS, YES	254	55.34	81	158	12	3
BONDS, NO	205	44.66	47	141	15	2

Over Votes	0	0	0	0	0
Under Votes	34	6	26	1	1

CITY OF SCOTTSDALE QUESTION 3

(VOTE FOR NOT MORE THAN)	1				
YES	271	88	169	11	3
NO.	188	40	130	16	2
Over Votes	1	0	1	0	0
Under Votes	33	6	25	1	1

59.04	88
40.96	40

PRECINCT REPORT

MARICOPA COUNTY
 JURISDICTIONAL ELECTION
 MAY 18, 2004

FINAL RESULTS

RUN DATE:05/20/04 03:36 PM

5527 PPNO 18 - SCOTTSDALE

	TOTAL VOTES	%	ELECTION DAY	EARLY	LATE EV'S	PROVISIONAL
REGISTERED VOTERS - SCOTTSDALE	4332					
BALLOTS CAST - SCOTTSDALE	1276		315	883	69	9
VOTER TURNOUT - SCOTTSDALE		29.46				
CITY OF SCOTTSDALE - MAYOR						
(VOTE FOR NOT MORE THAN) 1						
MANROSS, MARY	896	71.74	225	611	54	6
ORTEGA, DAVID	351	28.10	85	248	15	3
WRITE-IN	2	.16	1	1	0	0
Over Votes	0		0	0	0	0
Under Votes	27		4	23	0	0

CITY OF SCOTTSDALE - COUNCILMEMBER

	TOTAL VOTES	%	ELECTION DAY	EARLY	LATE EV'S	PROVISIONAL
(VOTE FOR NOT MORE THAN) 3						
BECKER, HENRY	317	10.53	75	231	8	3
CRAWFORD, WILLIAM "BILL"	239	7.94	60	171	8	0
LANE, JIM	721	23.95	190	478	47	6
MCCULLAGH, RON	746	24.78	164	535	43	4
NELSEN, TONY	346	11.49	86	242	18	0
OSTERMAN, KEVIN	637	21.16	157	437	39	4
WRITE-IN	5	.17	0	5	0	0
Over Votes	9		0	6	3	0
Under Votes	808		213	544	41	10

CITY OF SCOTTSDALE QUESTION 1

	TOTAL VOTES	%	ELECTION DAY	EARLY	LATE EV'S	PROVISIONAL
(VOTE FOR NOT MORE THAN) 1						
YES	624	53.15	159	423	39	3
NO	550	46.85	137	378	29	6
Over Votes	1		0	1	0	0
Under Votes	101		19	81	1	0

CITY OF SCOTTSDALE QUESTION 2

	TOTAL VOTES	%	ELECTION DAY	EARLY	LATE EV'S	PROVISIONAL
(VOTE FOR NOT MORE THAN) 1						
BONDS, YES	663	56.57	170	452	38	3
BONDS, NO	509	43.43	128	346	30	5

Over Votes	2	0	1	0	1
Under Votes	102	17	84	1	0

CITY OF SCOTTSDALE QUESTION 3

(VOTE FOR NOT MORE THAN)	1	168	474	41	5
YES	688	130	333	27	4
NO	494	0	0	0	0
Over Votes	94	17	76	1	0
Under Votes					

(VOTE FOR NOT MORE THAN)	1	168	474	41	5
YES	688	130	333	27	4
NO	494	0	0	0	0
Over Votes	94	17	76	1	0
Under Votes					

PRECINCT REPORT

MARICOPA COUNTY
JURISDICTIONAL ELECTION
MAY 18, 2004

FINAL RESULTS

RUN DATE: 05/20/04 03:36 PM

5528 PPNO 19 - SCOTTSDALE

	TOTAL VOTES	%	ELECTION DAY	EARLY	LATE EV'S	PROVISIONAL
REGISTERED VOTERS - SCOTTSDALE	4212					
BALLOTS CAST - SCOTTSDALE	1137		347	725	46	19
VOTER TURNOUT - SCOTTSDALE		26.99				
CITY OF SCOTTSDALE - MAYOR						
(VOTE FOR NOT MORE THAN) 1						
MANROSS, MARY	734	66.07	232	458	37	7
ORTEGA, DAVID	375	33.75	109	246	9	11
WRITE-IN	2	.18	1	1	0	0
Over Votes	0		0	0	0	0
Under Votes	26		5	20	0	1

CITY OF SCOTTSDALE - COUNCILMEMBER

	TOTAL VOTES	%	ELECTION DAY	EARLY	LATE EV'S	PROVISIONAL
(VOTE FOR NOT MORE THAN) 3						
BECKER, HENRY	310	11.39	93	202	11	4
CRAWFORD, WILLIAM "BILL"	277	10.18	90	172	7	8
LANE, JIM	589	21.64	192	360	27	10
MCCULLAGH, RON	642	23.59	193	405	34	10
NELSEN, TONY	360	13.23	88	256	12	4
CSTERMAN, KEVIN	542	19.91	172	342	20	8
WRITE-IN	2	.07	0	1	0	1
Over Votes	12		0	9	3	0
Under Votes	677		213	428	24	12

CITY OF SCOTTSDALE QUESTION 1

	TOTAL VOTES	%	ELECTION DAY	EARLY	LATE EV'S	PROVISIONAL
(VOTE FOR NOT MORE THAN) 1						
YES	579	56.38	182	361	26	10
NO	448	43.62	125	296	20	7
Over Votes	2		0	2	0	0
Under Votes	108		40	66	0	2

CITY OF SCOTTSDALE QUESTION 2

	TOTAL VOTES	%	ELECTION DAY	EARLY	LATE EV'S	PROVISIONAL
(VOTE FOR NOT MORE THAN) 1						
BONDS, YES	620	60.43	190	393	29	8
BONDS, NO	406	39.57	117	264	17	8

Over Votes	0	0	0	0
Under Votes	111	68	0	3

CITY OF SCOTTSDALE QUESTION 3

(VOTE FOR NOT MORE THAN) 1				
YES	652	391	37	11
NO	379	265	9	6
Over Votes	0	0	0	0
Under Votes	106	69	0	2

213	63.24
99	36.76

PRECINCT REPORT

MARICOPA COUNTY
 JURISDICTIONAL ELECTION
 MAY 18, 2004

FINAL RESULTS

RUN DATE:05/20/04 03:36 PM

5529 PPNO 20 - SCOTTSDALE

	TOTAL VOTES	%	ELECTION DAY	EARLY	LATE EV'S	PROVISIONAL
REGISTERED VOTERS - SCOTTSDALE	4152					
BALLOTS CAST - SCOTTSDALE	989		269	666	34	20
VOTER TURNOUT - SCOTTSDALE		23.82				
CITY OF SCOTTSDALE - MAYOR						
(VOTE FOR NOT MORE THAN) 1						
MANROSS, MARY	641	66.15	189	412	25	15
ORTEGA, DAVID	327	33.75	79	235	8	5
WRITE-IN	1	.10	0	1	0	0
Over Votes	2		0	2	0	0
Under Votes	18		1	16	1	0

CITY OF SCOTTSDALE - COUNCILMEMBER

	TOTAL VOTES	%	ELECTION DAY	EARLY	LATE EV'S	PROVISIONAL
(VOTE FOR NOT MORE THAN) 3						
BECKER, HENRY	278	11.92	75	191	7	5
CRAWFORD, WILLIAM "BILL"	216	9.26	61	148	4	3
LANE, JIM	518	22.21	150	341	15	12
MCCULLAGH, RON	559	23.97	143	391	16	9
NELSEN, TONY	289	12.39	76	196	9	8
OSTERMAN, KEVIN	472	20.24	133	312	18	9
WRITE-IN	0		0	0	0	0
Over Votes	18		0	18	0	0
Under Votes	617		169	401	33	14

CITY OF SCOTTSDALE QUESTION 1

	TOTAL VOTES	%	ELECTION DAY	EARLY	LATE EV'S	PROVISIONAL
(VOTE FOR NOT MORE THAN) 1						
YES	493	54.18	150	309	23	11
NO	417	45.82	107	290	11	9
Over Votes	5		0	5	0	0
Under Votes	74		12	62	0	0

CITY OF SCOTTSDALE QUESTION 2

	TOTAL VOTES	%	ELECTION DAY	EARLY	LATE EV'S	PROVISIONAL
(VOTE FOR NOT MORE THAN) 1						
BONDS, YES	525	58.01	162	330	21	12
BONDS, NO	380	41.99	93	268	11	8

Over Votes	0	4	1	0
Under Votes	14	64	1	0

CITY OF SCOTTSDALE QUESTION 3

(VOTE FOR NOT MORE THAN) 1				
YES	164	344	21	11
NO	90	252	12	8
Over Votes	0	0	0	0
Under Votes	15	70	1	1

540	59.87
362	40.13

PRECINCT REPORT

MARICOPA COUNTY
 JURISDICTIONAL ELECTION
 MAY 18, 2004

FINAL RESULTS

RUN DATE: 05/20/04 03:36 PM

5330 PPNO 21 - SCOTTSDALE

	TOTAL VOTES	%	ELECTION DAY	EARLY	LATE EV'S	PROVISIONAL
REGISTERED VOTERS - SCOTTSDALE	4534					
BALLOTS CAST - SCOTTSDALE	1395		390	956	35	14
VOTER TURNOUT - SCOTTSDALE		30.77				

CITY OF SCOTTSDALE - MAYOR

(VOTE FOR NOT MORE THAN) 1

MANROSS, MARY	923	67.82	246	642	24	11
ORTEGA, DAVID	434	31.89	139	281	11	3
WRITE-IN	4	.29	1	3	0	0
Over Votes	1		0	1	0	0
Under Votes	33		4	29	0	0

CITY OF SCOTTSDALE - COUNCILMEMBER

(VOTE FOR NOT MORE THAN) 3

BECKER, HENRY	343	10.23	94	238	7	4
CRAWFORD, WILLIAM "BILL"	250	7.46	71	171	5	3
LANE, JIM	736	21.96	196	514	19	7
MCCULLAGH, RON	842	25.12	235	582	20	5
NELSEN, TONY	398	11.87	107	280	9	2
GSTERMAN, KEVIN	782	23.33	235	521	20	6
WRITE-IN	1	.03	1	0	0	0
Over Votes	21		0	15	6	0
Under Votes	812		231	547	19	15

CITY OF SCOTTSDALE QUESTION 1

(VOTE FOR NOT MORE THAN) 1

YES	697	53.41	206	465	17	9
NO	608	46.59	172	414	17	5
Over Votes	3		0	3	0	0
Under Votes	87		12	74	1	0

CITY OF SCOTTSDALE QUESTION 2

(VOTE FOR NOT MORE THAN) 1

BONDS, YES	749	57.53	227	495	18	9
BONDS, NO	553	42.47	151	382	16	4

Over Votes	2				0	0
Under Votes	91				12	1

CITY OF SCOTTSDALE QUESTION 3

(VOTE FOR NOT MORE THAN)	1					
YES	799	61.27	244	525	21	9
NO.	505	38.73	134	355	12	4
Over Votes	1		0	1	0	0
Under Votes	90		12	75	2	1

PRECINCT REPORT

MARICOPA COUNTY
JURISDICTIONAL ELECTION
MAY 18, 2004

FINAL RESULTS

RUN DATE:05/20/04 03:36 PM

5531 PPNO 22 - SCOTTSDALE

	TOTAL VOTES	%	ELECTION DAY	EARLY	LATE EV'S	PROVISIONAL
REGISTERED VOTERS - SCOTTSDALE	5918					
BALLOTS CAST - SCOTTSDALE	1548		461	1,017	51	19
VOTER TURNOUT - SCOTTSDALE		26.16				
CITY OF SCOTTSDALE - MAYOR						
(VOTE FOR NOT MORE THAN) 1						
MANROSS, MARY	1144	75.76	334	758	38	14
ORTEGA, DAVID	365	24.17	121	227	12	5
WRITE-IN	1	.07	0	0	1	0
Over Votes	6		0	6	0	0
Under Votes	32		6	26	0	0

CITY OF SCOTTSDALE - COUNCILMEMBER

	TOTAL VOTES	%	ELECTION DAY	EARLY	LATE EV'S	PROVISIONAL
(VOTE FOR NOT MORE THAN) 3						
BECKER, HENRY	397	11.17	119	262	13	3
CRAWFORD, WILLIAM "BILL"	319	8.98	101	208	8	2
LANE, JIM	765	21.53	235	485	30	15
MCCULLAGH, RON	843	23.72	220	573	38	12
NELSEN, TONY	440	12.38	118	299	18	5
OSTERMAN, KEVIN	789	22.20	244	515	25	5
WRITE-IN	1	.03	0	1	0	0
Over Votes	42		3	39	0	0
Under Votes	1048		343	669	21	15

CITY OF SCOTTSDALE QUESTION 1

	TOTAL VOTES	%	ELECTION DAY	EARLY	LATE EV'S	PROVISIONAL
(VOTE FOR NOT MORE THAN) 1						
YES	939	64.36	313	579	33	14
NO	520	35.64	130	368	17	5
Over Votes	4		0	4	0	0
Under Votes	85		18	66	1	0

CITY OF SCOTTSDALE QUESTION 2

	TOTAL VOTES	%	ELECTION DAY	EARLY	LATE EV'S	PROVISIONAL
(VOTE FOR NOT MORE THAN) 1						
BONDS, YES	984	67.21	315	619	36	14
BONDS, NO	480	32.79	128	333	14	5

Over Votes	2	0	2	0	0
Under Votes	82	18	63	1	0

CITY OF SCOTTSDALE QUESTION 3

(VOTE FOR NOT MORE THAN)	1				
YES	942	293	605	31	13
NO.	516	147	344	19	6
Over Votes	1	0	1	0	0
Under Votes	89	21	67	1	0

PRECINCT REPORT

MARICOPA COUNTY
 JURISDICTIONAL ELECTION
 MAY 18, 2004

FINAL RESULTS

RUN DATE: 05/20/04 03:36 PM

5532 PPNO 23 - SCOTTSDALE

	TOTAL VOTES	%	ELECTION DAY	EARLY	LATE EV'S	PROVISIONAL
REGISTERED VOTERS - SCOTTSDALE	3556					
BALLOTS CAST - SCOTTSDALE	679		210	429	23	17
VOTER TURNOUT - SCOTTSDALE		19.09				
CITY OF SCOTTSDALE - MAYOR						
(VOTE FOR NOT MORE THAN) 1						
MANROSS, MARY	448	67.07	143	282	12	11
ORTEGA, DAVID	220	32.93	66	138	10	6
WRITE-IN	0		0	0	0	0
Over Votes	1		0	1	0	0
Under Votes	10		1	8	1	0

CITY OF SCOTTSDALE - COUNCILMEMBER

(VOTE FOR NOT MORE THAN) 3						
BECKER, HENRY	184	11.38	60	110	9	5
CRAWFORD, WILLIAM "BILL"	159	9.83	43	108	6	2
LANE, JIM	372	23.01	125	222	11	14
MCCULLAGH, RON	344	21.27	94	231	11	8
NELSEN, TONY	256	15.83	72	173	6	5
OSTERMAN, KEVIN	298	18.43	95	183	11	9
WRITE-IN	4	.25	2	2	0	0
Over Votes	9		0	9	0	0
Under Votes	411		139	249	15	8

CITY OF SCOTTSDALE QUESTION 1

(VOTE FOR NOT MORE THAN) 1						
YES	363	57.17	122	216	16	9
NO	272	42.83	84	174	7	7
Over Votes	4		0	4	0	0
Under Votes	40		4	35	0	1

CITY OF SCOTTSDALE QUESTION 2

(VOTE FOR NOT MORE THAN) 1						
BONDS, YES	387	60.66	127	234	15	11
BONDS, NO	251	39.34	77	162	7	5

Over Votes	0	2	1	0
Under Votes	6	31	0	1

CITY OF SCOTTSDALE QUESTION 3

(VOTE FOR NOT MORE THAN)	1				
YES	129	238	20	12	
NO	77	153	3	4	
Over Votes	0	1	0	0	
Under Votes	4	37	0	1	

YES	399	62.74
NO	237	37.26
Over Votes	1	
Under Votes	42	

PRECINCT REPORT

MARICOPA COUNTY
 JURISDICTIONAL ELECTION
 MAY 18, 2004

FINAL RESULTS

RUN DATE: 05/20/04 03:36 PM

5533 PPNO 24 - SCOTTSDALE

	TOTAL VOTES	%	ELECTION DAY	EARLY	LATE EV'S	PROVISIONAL
REGISTERED VOTERS - SCOTTSDALE	2490					
BALLOTS CAST - SCOTTSDALE	649		216	399	25	9
VOTER TURNOUT - SCOTTSDALE		26.06				
CITY OF SCOTTSDALE - MAYOR						
(VOTE FOR NOT MORE THAN) 1						
MANROSS, MARY	454	70.83	161	270	16	7
ORTEGA, DAVID	187	29.17	52	124	9	2
WRITE-IN	0		0	0	0	0
Over Votes	0		0	0	0	0
Under Votes	8		3	5	0	0

CITY OF SCOTTSDALE - COUNCILMEMBER

	TOTAL VOTES	%	ELECTION DAY	EARLY	LATE EV'S	PROVISIONAL
(VOTE FOR NOT MORE THAN) 3						
BECKER, HENRY	152	9.65	50	96	4	2
CRAWFORD, WILLIAM "BILL"	138	8.76	44	88	5	1
LANE, JIM	352	22.35	123	201	23	5
MCCULLAGH, RON	363	23.05	117	224	16	6
NELSEN, TONY	212	13.46	82	119	7	4
OSTERMAN, KEVIN	356	22.60	118	218	17	3
WRITE-IN	2	.13	1	1	0	0
Over Votes	9		0	9	0	0
Under Votes	363		113	241	3	6

CITY OF SCOTTSDALE QUESTION 1

	TOTAL VOTES	%	ELECTION DAY	EARLY	LATE EV'S	PROVISIONAL
(VOTE FOR NOT MORE THAN) 1						
YES	359	58.85	143	193	19	4
NO	251	41.15	66	175	6	4
Over Votes	0		0	0	0	0
Under Votes	39		7	31	0	1

CITY OF SCOTTSDALE QUESTION 2

	TOTAL VOTES	%	ELECTION DAY	EARLY	LATE EV'S	PROVISIONAL
(VOTE FOR NOT MORE THAN) 1						
BONDS, YES	389	63.67	149	216	19	5
BONDS, NO	222	36.33	61	153	5	3

Over Votes	0	0	0	0	0
Under Votes	38	6	30	1	1

CITY OF SCOTTSDALE QUESTION 3

(VOTE FOR NOT MORE THAN) 1					
YES	391	64.31	221	18	3
NO.	217	35.69	145	6	5
Over Votes	2		1	1	0
Under Votes	39		32	0	1

PRECINCT REPORT

MARICOPA COUNTY
 JURISDICTIONAL ELECTION
 MAY 18, 2004

FINAL RESULTS

RUN DATE: 05/20/04 03:36 PM

5534 PPNO 25 - SCOTTSDALE

	TOTAL VOTES	%	ELECTION DAY	EARLY	LATE EV'S	PROVISIONAL
REGISTERED VOTERS - SCOTTSDALE	4646					
BALLOTS CAST - SCOTTSDALE	816		228	549	33	6
VOTER TURNOUT - SCOTTSDALE		17.56				
CITY OF SCOTTSDALE - MAYOR						
(VOTE FOR NOT MORE THAN) 1						
MANROSS, MARY	563	70.64	156	377	26	4
ORTEGA, DAVID	232	29.11	71	153	6	2
WRITE-IN	2	.25	0	2	0	0
Over Votes	1		0	1	0	0
Under Votes	18		1	16	1	0

CITY OF SCOTTSDALE - COUNCILMEMBER

	TOTAL VOTES	%	ELECTION DAY	EARLY	LATE EV'S	PROVISIONAL
(VOTE FOR NOT MORE THAN) 3						
BECKER, HENRY	224	11.42	65	148	8	3
CRAWFORD, WILLIAM "BILL"	190	9.69	55	124	8	3
LANE, JIM	424	21.62	126	279	16	3
MCCULLAGH, RON	446	22.74	125	303	14	4
NELSEN, TONY	264	13.46	64	185	13	2
OSTERMAN, KEVIN	410	20.91	108	280	21	1
WRITE-IN	3	.15	0	3	0	0
Over Votes	3		0	3	0	0
Under Votes	484		141	322	19	2

CITY OF SCOTTSDALE QUESTION 1

	TOTAL VOTES	%	ELECTION DAY	EARLY	LATE EV'S	PROVISIONAL
(VOTE FOR NOT MORE THAN) 1						
YES	405	53.78	123	254	25	3
NO	348	46.22	91	247	7	3
Over Votes	0		0	0	0	0
Under Votes	63		14	48	1	0

CITY OF SCOTTSDALE QUESTION 2

	TOTAL VOTES	%	ELECTION DAY	EARLY	LATE EV'S	PROVISIONAL
(VOTE FOR NOT MORE THAN) 1						
BONDS, YES	428	57.30	127	274	25	2
BONDS, NO	319	42.70	85	223	7	4

Over Votes	1	0	1	0	0
Under Votes	68	16	51	1	0

CITY OF SCOTTSDALE QUESTION 3

(VOTE FOR NOT MORE THAN)	1				
YES	466	135	305	24	2
NO.	290	79	199	8	4
Over Votes	0	0	0	0	0
Under Votes	60	14	45	1	0

61.64
38.36

PRECINCT REPORT

MARICOPA COUNTY
 JURISDICTIONAL ELECTION
 MAY 18, 2004

FINAL RESULTS

RUN DATE:05/20/04 03:36 PM

5535 PPNO 26 - SCOTTSDALE

REGISTERED VOTERS - SCOTTSDALE	TOTAL VOTES	%	ELECTION DAY	EARLY	LATE EV'S	PROVISIONAL
BALLOTS CAST - SCOTTSDALE	5050		503	767	59	31
VOTER TURNOUT - SCOTTSDALE	1360	26.93				
CITY OF SCOTTSDALE - MAYOR						
(VOTE FOR NOT MORE THAN) 1						
MANROSS, MARY	1018	77.41	394	567	40	17
ORTEGA, DAVID	295	22.43	90	177	15	13
WRITE-IN	2	.15	0	1	1	0
Over Votes	4		0	4	0	0
Under Votes	41		19	18	3	1

CITY OF SCOTTSDALE - COUNCILMEMBER

(VOTE FOR NOT MORE THAN) 3						
BECKER, HENRY	277	8.97	110	142	13	12
CRAWFORD, WILLIAM "BILL"	251	8.13	94	142	11	4
LANE, JIM	724	23.44	270	408	32	14
MCCULLAGH, RON	778	25.19	260	464	38	16
NELSEN, TONY	451	14.60	127	294	17	13
OSTERMAN, KEVIN	607	19.65	231	341	23	12
WRITE-IN	1	.03	0	1	0	0
Over Votes	15		0	12	3	0
Under Votes	976		417	497	40	22

CITY OF SCOTTSDALE QUESTION 1

(VOTE FOR NOT MORE THAN) 1						
YES	1054	81.01	432	549	48	25
NO	247	18.99	59	174	9	5
Over Votes	2		0	1	1	0
Under Votes	57		12	43	1	1

CITY OF SCOTTSDALE QUESTION 2

(VOTE FOR NOT MORE THAN) 1						
BONDS, YES	1072	82.84	437	562	49	24
BONDS, NO	222	17.16	54	154	8	6

Over Votes	2	0	1	1	0
Under Votes	64	12	50	1	1

CITY OF SCOTTSDALE QUESTION 3

(VOTE FOR NOT MORE THAN)	1				
YES	996	394	535	46	21
NO.	299	97	182	11	9
Over Votes	1	0	0	1	0
Under Votes	64	12	50	1	1

PRECINCT REPORT

MARICOPA COUNTY
 JURISDICTIONAL ELECTION
 MAY 18, 2004

FINAL RESULTS

RUN DATE:05/20/04 03:36 PM

5536 PPNO 27 - SCOTTSDALE

REGISTERED VOTERS - SCOTTSDALE	3100								
BALLOTS CAST - SCOTTSDALE	925								
VOTER TURNOUT - SCOTTSDALE		29.84							

CITY OF SCOTTSDALE - MAYOR

(VOTE FOR NOT MORE THAN) 1

MANROSS, MARY	719	79.19	174	514	17	14
ORTEGA, DAVID	187	20.59	45	134	7	1
WRITE-IN	2	.22	1	1	0	0
Over Votes	2		0	2	0	0
Under Votes	15		4	11	0	0

CITY OF SCOTTSDALE - COUNCILMEMBER

(VOTE FOR NOT MORE THAN) 3

BECKER, HENRY	239	10.44	56	178	1	4
CRAWFORD, WILLIAM "BILL"	178	7.78	37	136	4	1
LANE, JIM	513	22.41	142	350	12	9
MCCULLAGH, RON	534	23.33	119	389	20	6
NELSEN, TONY	369	16.12	77	269	15	8
CSTERMAN, KEVIN	452	19.75	107	322	15	8
WRITE-IN	4	.17	4	0	0	0
Over Votes	21		0	21	0	0
Under Votes	465		130	321	5	9

CITY OF SCOTTSDALE QUESTION 1

(VOTE FOR NOT MORE THAN) 1

YES	553	64.15	145	378	21	9
NO	309	35.85	73	229	3	4
Over Votes	0		0	0	0	0
Under Votes	63		6	55	0	2

CITY OF SCOTTSDALE QUESTION 2

(VOTE FOR NOT MORE THAN) 1

BONDS, YES	597	69.10	152	415	21	9
BONDS, NO	267	30.90	66	194	3	4

Over Votes	1	0	1	0	0
Under Votes	60	6	52	0	2

CITY OF SCOTTSDALE QUESTION 3

(VOTE FOR NOT MORE THAN) 1					
YES	571	143	402	18	8
NO.	292	75	207	6	4
Over Votes	0	0	0	0	0
Under Votes	62	6	53	0	3

66.16
33.84

PRECINCT REPORT

MARICOPA COUNTY
 JURISDICTIONAL ELECTION
 MAY 18, 2004

FINAL RESULTS

RUN DATE:05/20/04 03:36 PM

5537 PPNO 28 - SCOTTSDALE

	TOTAL VOTES	%	ELECTION DAY	EARLY	LATE EV'S	PROVISIONAL
REGISTERED VOTERS - SCOTTSDALE	4645					
BALLOTS CAST - SCOTTSDALE	1899		528	1,277	75	19
VOTER TURNOUT - SCOTTSDALE		40.88				
CITY OF SCOTTSDALE - MAYOR						
(VOTE FOR NOT MORE THAN) 1						
MANROSS, MARY	1510	81.14	435	1,000	59	16
ORTEGA, DAVID	348	18.70	85	247	14	2
WRITE-IN	3	.16	0	3	0	0
Over Votes	1		0	1	0	0
Under Votes	37		8	26	2	1

CITY OF SCOTTSDALE - COUNCILMEMBER

(VOTE FOR NOT MORE THAN) 3						
BECKER, HENRY	369	7.43	107	246	9	7
CRAWFORD, WILLIAM "BILL"	243	4.89	77	157	7	2
LANE, JIM	1165	23.45	336	774	44	11
MCCULLAGH, RON	1361	27.40	337	957	59	8
NELSEN, TONY	964	19.40	260	659	37	8
CSTERMAN, KEVIN	863	17.37	243	567	45	8
WRITE-IN	3	.06	1	2	0	0
Over Votes	30		6	21	3	0
Under Votes	699		217	448	21	13

CITY OF SCOTTSDALE QUESTION 1

(VOTE FOR NOT MORE THAN) 1						
YES	1353	74.18	401	890	49	13
NO	471	25.82	113	330	24	4
Over Votes	1		0	1	0	0
Under Votes	74		14	56	2	2

CITY OF SCOTTSDALE QUESTION 2

(VOTE FOR NOT MORE THAN) 1						
BONDS, YES	1399	76.83	415	921	50	13
BONDS, NO	422	23.17	100	295	23	4

Over Votes	2	0	2	0
Under Votes	76	13	59	2

CITY OF SCOTTSDALE QUESTION 3

(VOTE FOR NOT MORE THAN) 1				
YES	1292	392	846	41
NO.	526	126	367	30
Over Votes	4	0	3	1
Under Votes	77	10	61	3

71.07	13
28.93	0

PRECINCT REPORT

MARICOPA COUNTY
 JURISDICTIONAL ELECTION
 MAY 18, 2004

FINAL RESULTS

RUN DATE:05/20/04 03:36 PM

5538 PPNO 29 - SCOTTSDALE

	TOTAL VOTES	%	ELECTION DAY	EARLY	LATE EV'S	PROVISIONAL
REGISTERED VOTERS - SCOTTSDALE	7239					
BALLOTS CAST - SCOTTSDALE	2554		663	1,816	55	20
VOTER TURNOUT - SCOTTSDALE		35.28				
CITY OF SCOTTSDALE - MAYOR						
(VOTE FOR NOT MORE THAN) 1						
MANROSS, MARY	2059	83.33	549	1,464	40	16
ORTEGA, DAVID	410	16.51	99	295	13	3
WRITE-IN	4	.16	0	2	2	0
Over Votes	1		0	1	0	0
Under Votes	70		15	54	0	1

CITY OF SCOTTSDALE - COUNCILMEMBER

(VOTE FOR NOT MORE THAN) 3						
BECKER, HENRY	555	8.67	148	389	11	7
CRAWFORD, WILLIAM "BILL"	367	5.74	101	262	3	1
LANE, JIM	1392	21.76	351	1,001	29	11
MCCULLAGH, RON	1604	25.07	322	1,244	29	9
NELSEN, TONY	1324	20.69	388	905	22	9
OSTERMAN, KEVIN	1154	18.04	304	822	16	12
WRITE-IN	2	.03	0	2	0	0
Over Votes	39		0	33	3	3
Under Votes	1225		375	790	52	8

CITY OF SCOTTSDALE QUESTION 1

(VOTE FOR NOT MORE THAN) 1						
YES	1840	75.66	530	1,258	34	18
NO	592	24.34	116	462	13	1
Over Votes	5		0	5	0	0
Under Votes	117		17	91	8	1

CITY OF SCOTTSDALE QUESTION 2

(VOTE FOR NOT MORE THAN) 1						
BONDS, YES	1890	77.36	543	1,293	37	17
BONDS, NO	553	22.64	105	435	11	2

Over Votes	0	8	0	0
Under Votes	15	80	7	1

CITY OF SCOTTSDALE QUESTION 3

(VOTE FOR NOT MORE THAN) 1				
YES	503	1,193	28	16
NO	143	536	19	3
Over Votes	0	2	0	0
Under Votes	17	85	8	1

71.28
28.72

1740
701
2
111

PRECINCT REPORT

MARICOPA COUNTY
 JURISDICTIONAL ELECTION
 MAY 18, 2004

FINAL RESULTS

RUN DATE:05/20/04 03:36 PM

5539 PPNO 30 - SCOTTSDALE

REGISTERED VOTERS - SCOTTSDALE	TOTAL VOTES	%	ELECTION DAY	EARLY	LATE EV'S	PROVISIONAL
BALLOTS CAST - SCOTTSDALE	3410		244	549	39	8
VOTER TURNOUT - SCOTTSDALE	840	24.63				

CITY OF SCOTTSDALE - MAYOR

(VOTE FOR NOT MORE THAN) 1						
MANROSS, MARY	548	66.91	162	361	20	5
ORTEGA, DAVID	268	32.72	79	168	18	3
WRITE-IN	3	.37	0	3	0	0
Over Votes	2		0	2	0	0
Under Votes	19		3	15	1	0

CITY OF SCOTTSDALE - COUNCILMEMBER

(VOTE FOR NOT MORE THAN) 3						
BECKER, HENRY	233	11.52	72	148	13	0
CRAWFORD, WILLIAM "BILL"	180	8.90	56	120	4	0
LANE, JIM	451	22.29	128	300	19	4
MCCULLAGH, RON	457	22.59	120	315	18	4
NELSEN, TONY	271	13.40	69	195	7	0
OSTERMAN, KEVIN	429	21.21	114	285	25	5
WRITE-IN	2	.10	0	2	0	0
Over Votes	6		3	3	0	0
Under Votes	491		170	279	31	11

CITY OF SCOTTSDALE QUESTION 1

(VOTE FOR NOT MORE THAN) 1						
YES	431	54.35	148	255	23	5
NO	362	45.65	89	255	16	2
Over Votes	1		0	1	0	0
Under Votes	46		7	38	0	1

CITY OF SCOTTSDALE QUESTION 2

(VOTE FOR NOT MORE THAN) 1						
BONDS, YES	459	58.03	152	277	24	6
BONDS, NO	332	41.97	85	231	15	1

Over Votes	1	0	1	0	0
Under Votes	48	7	40	0	1

CITY OF SCOTTSDALE QUESTION 3

(VOTE FOR NOT MORE THAN)	1				
YES	479	149	295	30	5
NO.	314	89	214	9	2
Over Votes	2	0	2	0	0
Under Votes	45	6	38	0	1

60.40	149	295	30	5
39.60	89	214	9	2

PRECINCT REPORT

MARICOPA COUNTY
 JURISDICTIONAL ELECTION
 MAY 18, 2004

FINAL RESULTS

RUN DATE:05/20/04 03:36 PM

5540 PPNO 31 - SCOTTSDALE

	TOTAL VOTES	%	ELECTION DAY	EARLY	LATE EV'S	PROVISIONAL
REGISTERED VOTERS - SCOTTSDALE	2715					
BALLOTS CAST - SCOTTSDALE	774		251	485	27	11
VOTER TURNOUT - SCOTTSDALE		28.51				
CITY OF SCOTTSDALE - MAYOR						
(VOTE FOR NOT MORE THAN) 1						
MANROSS, MARY	589	77.30	196	361	21	11
ORTEGA, DAVID	172	22.57	53	113	6	0
WRITE-IN	1	.13	1	0	0	0
Over Votes	0		0	0	0	0
Under Votes	12		1	11	0	0

CITY OF SCOTTSDALE - COUNCILMEMBER

	TOTAL VOTES	%	ELECTION DAY	EARLY	LATE EV'S	PROVISIONAL
(VOTE FOR NOT MORE THAN) 3						
BECKER, HENRY	203	10.67	54	140	6	3
CRAWFORD, WILLIAM "BILL"	159	8.36	53	99	4	3
LANE, JIM	430	22.60	140	269	17	4
MCCULLAGH, RON	452	23.75	130	299	19	4
NELSEN, TONY	336	17.66	116	205	12	3
OSTERMAN, KEVIN	319	16.76	105	198	13	3
WRITE-IN	4	.21	1	0	3	0
Over Votes	6		0	6	0	0
Under Votes	413		154	239	7	13

CITY OF SCOTTSDALE QUESTION 1

	TOTAL VOTES	%	ELECTION DAY	EARLY	LATE EV'S	PROVISIONAL
(VOTE FOR NOT MORE THAN) 1						
YES	472	63.61	184	266	16	6
NO	270	36.39	60	195	10	5
Over Votes	0		0	0	0	0
Under Votes	32		7	24	1	0

CITY OF SCOTTSDALE QUESTION 2

	TOTAL VOTES	%	ELECTION DAY	EARLY	LATE EV'S	PROVISIONAL
(VOTE FOR NOT MORE THAN) 1						
BONDS, YES	496	66.76	187	284	19	6
BONDS, NO	247	33.24	56	180	7	4

PRECINCT REPORT

MARICOPA COUNTY
 JURISDICTIONAL ELECTION
 MAY 18, 2004

FINAL RESULTS

RUN DATE:05/20/04 03:36 PM

5541 PPNO 32 - SCOTTSDALE

	TOTAL VOTES	%	ELECTION DAY	EARLY	LATE EV'S	PROVISIONAL
REGISTERED VOTERS - SCOTTSDALE	4659					
BALLOTS CAST - SCOTTSDALE	1158		274	818	59	7
VOTER TURNOUT - SCOTTSDALE		24.86				
CITY OF SCOTTSDALE - MAYOR						
(VOTE FOR NOT MORE THAN) 1						
MANROSS, MARY	839	74.12	200	592	42	5
ORTEGA, DAVID	292	25.80	68	206	16	2
WRITE-IN	1	.09	0	1	0	0
Over Votes	4		0	4	0	0
Under Votes	22		6	15	1	0

CITY OF SCOTTSDALE - COUNCILMEMBER

	TOTAL VOTES	%	ELECTION DAY	EARLY	LATE EV'S	PROVISIONAL
(VOTE FOR NOT MORE THAN) 3						
BECKER, HENRY	314	11.06	74	221	18	1
CRAWFORD, WILLIAM "BILL"	243	8.56	66	165	8	4
LANE, JIM	620	21.84	134	447	34	5
MCCULLAGH, RON	682	24.02	127	529	23	3
NELSEN, TONY	393	13.84	96	273	23	1
OSTERMAN, KEVIN	585	20.61	137	409	35	4
WRITE-IN	2	.07	0	2	0	0
Over Votes	24		3	21	0	0
Under Votes	611		185	387	36	3

CITY OF SCOTTSDALE QUESTION 1

	TOTAL VOTES	%	ELECTION DAY	EARLY	LATE EV'S	PROVISIONAL
(VOTE FOR NOT MORE THAN) 1						
YES	702	64.58	183	478	34	7
NO	385	35.42	79	283	23	0
Over Votes	1		0	0	1	0
Under Votes	70		12	57	1	0

CITY OF SCOTTSDALE QUESTION 2

	TOTAL VOTES	%	ELECTION DAY	EARLY	LATE EV'S	PROVISIONAL
(VOTE FOR NOT MORE THAN) 1						
BONDS, YES	735	67.68	192	503	34	6
BONDS, NO	351	32.32	71	256	23	1

Over Votes	2	0	1	1	0
Under Votes	70	11	58	1	0

CITY OF SCOTTSDALE QUESTION 3

(VOTE FOR NOT MORE THAN)	1				
YES	711	178	489	38	6
NO.	379	84	274	20	1
Over Votes	2	0	2	0	0
Under Votes	66	12	53	1	0

E

05/21/2004

EV Rejected Summary 05212004.txt
MAY 18, 2004 MARICOPA COUNTY

JURISDICTIONAL ELECTION

ElectNo	Election Title	Reason	Total Ballots
852 6	TOWN OF PARADISE VALLEY		BAD SIG
852 1	TOWN OF PARADISE VALLEY		NO SIG
852 7	TOWN OF PARADISE VALLEY		RET LATE
875 18	AGUA FRIA #216/AVONDALE #44/LITCHFIELD #79		RET LATE
879 1	TOWN OF BUCKEYE		BAD SIG
880 1	CITY OF CHANDLER		BAD SIG
880 5	CITY OF CHANDLER		NO SIG
880 33	CITY OF CHANDLER		RET LATE
881 11	CITY OF EL MIRAGE		BAD SIG
881 1	CITY OF EL MIRAGE		NO SIG
881 2	CITY OF EL MIRAGE		RET LATE
882 1	TOWN OF FOUNTAIN HILLS		BAD SIG
882 1	TOWN OF FOUNTAIN HILLS		RET LATE
883 1	CITY OF GLENDALE		BAD SIG
883 4	CITY OF GLENDALE		NO SIG
883 21	CITY OF GLENDALE		RET LATE
886 11	CITY OF SCOTTSDALE		BAD SIG
886 18	CITY OF SCOTTSDALE		NO SIG
886 59	CITY OF SCOTTSDALE		RET LATE
887 11	CITY OF TEMPE		BAD SIG
887 3	CITY OF TEMPE		NO SIG
887 33	CITY OF TEMPE		RET LATE
888 1	WASHINGTON ELEM NO. 6		BAD SIG
888	WASHINGTON ELEM NO. 6		NO SIG

EV Rejected Summary 05212004.txt

2
888
10

WASHINGTON ELEM NO. 6

RET LATE

889
1

TOWN OF WICKENBURG

RET LATE